



PIRELLI FERRARI OPEN

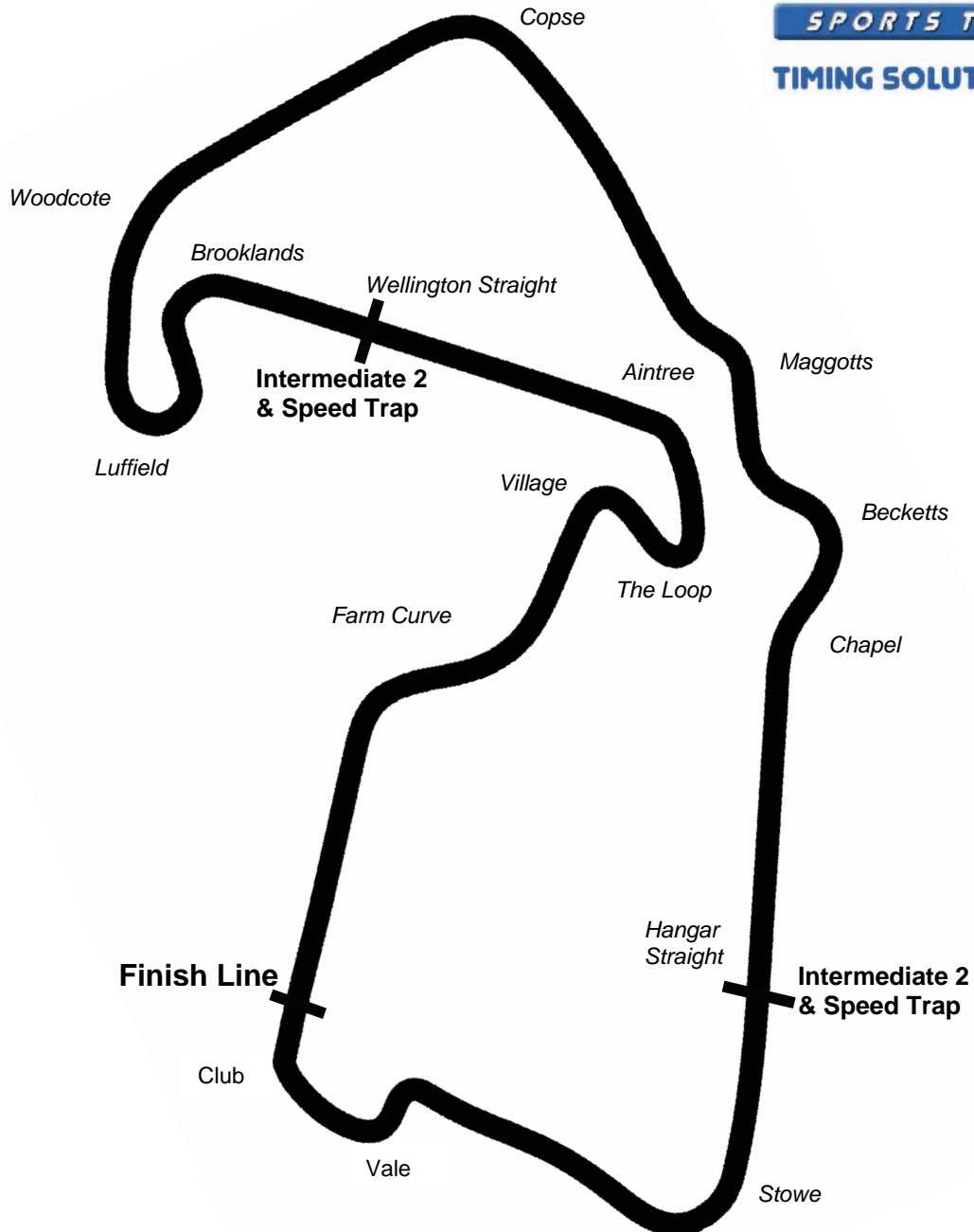
Silverstone Arena GP Circuit

15th / 16th September 2012



Results Provided by Timing Solutions Ltd
www.tsl-timing.com

SILVERSTONE GP



Circuit Length: 3.6605 miles / 5891 metres
Intermediate 1: 1755.2 meters
Intermediate 2: 4746.3 meters
Pit Finish: 5891 meters
Pit Out: 376.5 meters after Finish Line
Pit Finish – Pit Out: 376.5 meters @ 60kph = 22 Seconds , @ 80kph = 16 Seconds

Pirelli Ferrari Open

TEST - CLASSIFICATION

POS	NO	CL	DRIVER / TEAM	CAR	TIME	ON	LAPS	GAP	DIFF	KPH
1	7	C4	Shaun BALFE Driver	458/Challenge	2:08.927	16	16			164.49
2	28	C4	Paul BAILEY Driver	430 GT2	2:11.073	16	17	2.146	2.146	161.79
3	18	C4	Gary EASTWOOD FF Corse	458/Challenge	2:11.128	17	18	2.201	0.055	161.73
4	64	C4	Arwyn WILLIAMS JMH	458 GT3	2:13.090	14	15	4.163	1.962	159.34
5	25	C4	Peter JENNINGS FF Corse	458/Challenge	2:13.190	9	15	4.263	0.100	159.22
6	42	C3	Sam SMEETH Driver	430/Challenge	2:13.800	14	18	4.873	0.610	158.50
7	2	C4	Geoffrey FINLAY Evolution 2 Motorsport	458 GTR	2:14.406	11	13	5.479	0.606	157.78
8	77	C4	Mick DWANE FF Corse	458/Challenge	2:14.993	10	16	6.066	0.587	157.10
9	24	C4	Shamus JENNINGS FF Corse	458/Challenge	2:15.469	16	17	6.542	0.476	156.54
10	10	I	Jacopo SEBASTIANI Simpson Motorsport	F40 LM	2:15.830	3	3	6.903	0.361	156.13
11	21	C3	Jacques DUYVER FF Corse	430/Challenge	2:15.912	15	17	6.985	0.082	156.03
12	38	C3	Toby TARRANT-WILLIS FF Corse	430/Challenge	2:15.981	11	12	7.054	0.069	155.96
13	6	C3	David TOMLIN Driver	430/Challenge	2:16.025	17	18	7.098	0.044	155.90
14	17	C3	Ian HARTLEY FF Corse	430/Challenge	2:16.190	13	15	7.263	0.165	155.72
15	26	C4	Ivor DUNBAR FF Corse	458/Challenge	2:16.206	8	16	7.279	0.016	155.70
16	68	C4	Jack DWANE Driver	458/Challenge	2:16.299	14	16	7.372	0.093	155.59
17	47	C4	Mark McALLISTER FF Corse	458/Challenge	2:17.107	16	17	8.180	0.808	154.67
18	60	C3	Wayne MARRS Driver	360 GTC	2:17.761	15	16	8.834	0.654	153.94
19	65	C4	Sean WINDER JMH	430 GT3	2:19.080	11	13	10.153	1.319	152.48
20	40	C2	Nick KAYE Fosker Engineering	360/Challenge	2:22.935	14	15	14.008	3.855	148.37
21	19	C2	David HATHAWAY David Hathaway/Quality Logistic	360/Challenge	2:27.854	10	11	18.927	4.919	143.43
22	27	C2	Robert MACFARLANE Driver	360/Challenge	2:28.274	7	14	19.347	0.420	143.02
23	66	C1	Darren LAVERTY Fosker Engineering	F355/Challenge	2:28.495	9	16	19.568	0.221	142.81
24	23	C3	Robin TARRANT-WILLIS FF Corse	430/Challenge	2:28.946	14	14	20.019	0.451	142.38
25	22	C1	Paul BROOKS Fosker Engineering	456GT	2:29.640	6	11	20.713	0.694	141.72
26	8	C1	Vance KEARNEY Fosker Engineering	F355/Challenge	2:30.037	2	5	21.110	0.397	141.34
27	54	C1	Nigel JENKINS Driver	F355/Challenge	2:32.200	10	13	23.273	2.163	139.34
28	5	C1	Ray FERGUSON Driver	F355/Challenge	2:35.190	15	16	26.263	2.990	136.65
29	4	C1	Tom MOGRIDGE Driver	F355/Challenge	2:36.226	11	14	27.299	1.036	135.74
30	35	C1	Mike FURNESS Driver	F355/Challenge	2:39.273	5	8	30.346	3.047	133.15
31	9	C2	James SHIRLEY Driver	360/Challenge		0	0			

Silverstone Arena GP
Circuit Length = 5.891 km
Start: 17:00 End: 17:48

Weather / Track : Bright / Dry
These results are provisional until the conclusion of any judicial and technical matters.

Clerk of Course :	Timekeeper :
-------------------	--------------

Pirelli Ferrari Open

TEST - SECTOR ANALYSIS

2	Geoffrey FINLAY				C4 Evolution 2 Motorsport										
1 -	Out 200.7	1:11.792	220.9	30.411	146.8	2:25.551	8 -	41.271	224.1	1:05.503	241.1	28.180	164.3	2:14.954	
2 -	42.601	227.8	1:06.073	236.8	28.912	156.6	2:17.586	9 -	40.773	225.9	1:05.431	242.2	29.419	141.5	2:15.623
3 -	41.605	226.9	1:05.317	242.7	29.550	150.3	2:16.472	10 -	41.337	224.5	1:07.124	241.6	28.246	160.9	2:16.707
4 -	41.416	220.9	1:06.292	238.4	In		2:17.843 P	11 -	41.131	230.3	1:05.257	241.1	28.018	155.2	2:14.406
5 -	Out 222.7	1:05.645	240.5	28.734	160.1	5:24.301	12 -	41.122	223.6	1:05.605	241.6	28.477	155.4	2:15.204	
6 -	41.483	216.0	1:05.618	241.6	28.808	162.1	2:15.909	13 -	41.053	225.9	1:05.107	243.2	In		2:23.521 P
7 -	41.295	225.5	1:05.434	241.1	28.289	165.9	2:15.018								
4	Tom MOGRIDGE				C1 Driver										
1 -	Out 161.9	1:24.942	197.1	34.812	138.9	2:56.997	8 -	48.233	192.2	1:16.422	205.3	32.985	138.0	2:37.640	
2 -	50.425	182.1	1:18.286	202.6	33.504	139.4	2:42.215	9 -	48.481	191.8	1:17.183	204.2	32.954	139.6	2:38.618
3 -	49.906	175.9	1:20.207	203.4	34.450	140.0	2:44.563	10 -	47.889	192.9	1:16.530	198.9	32.939	141.3	2:37.358
4 -	49.258	191.2	1:18.931	207.7	35.388	114.9	2:43.577	11 -	47.678	194.6	1:16.309	210.1	32.239	146.0	2:36.226
5 -	50.304	180.9	1:18.632	208.9	In		2:40.043 P	12 -	48.245	170.9	1:16.363	203.4	33.274	140.6	2:37.882
6 -	Out 182.7	1:17.837	202.2	33.514	140.7	5:14.821	13 -	47.737	192.2	1:18.343	149.2	39.209	118.3	2:45.289	
7 -	48.505	191.5	1:17.522	199.3	33.975	139.3	2:40.002	14 -	57.008	126.2	1:36.718	149.8	In		3:10.941 P
5	Ray FERGUSON				C1 Driver										
1 -	Out 149.0	1:25.133	188.2	36.190	129.2	2:55.744	9 -	49.859	178.5	1:16.094	200.7	33.750	138.4	2:39.703	
2 -	50.688	173.6	1:19.902	196.0	34.323	136.0	2:44.913	10 -	49.716	164.1	1:16.137	196.4	33.011	138.9	2:38.864
3 -	49.157	181.5	1:18.098	200.4	33.857	137.6	2:41.112	11 -	47.564	188.5	1:15.763	202.2	33.122	139.1	2:36.449
4 -	48.566	179.1	1:15.769	202.6	33.737	136.2	2:38.072	12 -	48.600	184.9	1:16.439	193.5	33.095	142.3	2:38.134
5 -	48.054	188.2	1:16.298	206.1	32.834	136.2	2:37.186	13 -	47.014	189.1	1:17.649	192.2	32.917	141.3	2:37.580
6 -	49.204	180.3	1:17.963	203.0	33.580	137.8	2:40.747	14 -	47.405	187.5	1:15.092	205.3	32.847	138.0	2:35.344
7 -	50.194	176.2	1:19.879	178.5	In		2:48.046 P	15 -	47.238	187.8	1:15.065	195.3	32.887	139.4	2:35.190
8 -	Out 176.5	1:18.188	194.2	34.378	139.4	6:05.897	16 -	48.182	185.6	1:15.747	197.1	33.462	134.8	2:37.391	
6	David TOMLIN				C3 Driver										
1 -	Out 186.5	1:16.366	228.8	32.871	142.4	2:38.461	10 -	41.225	225.5	1:06.549	233.3	29.161	157.7	2:16.935	
2 -	45.883	210.9	1:09.537	232.3	29.443	150.1	2:24.863	11 -	41.288	224.1	1:06.289	233.3	28.925	162.3	2:16.502
3 -	42.022	217.3	1:10.331	227.4	29.106	155.0	2:21.459	12 -	43.302	171.7	1:12.196	229.3	29.553	163.1	2:25.051
4 -	41.356	225.9	1:07.341	232.3	29.389	155.9	2:18.086	13 -	43.029	222.2	1:06.111	232.3	In		2:19.045 P
5 -	41.684	225.9	1:06.451	233.3	29.357	148.4	2:17.492	14 -	Out 222.7	1:06.314	232.3	28.603	159.2	3:52.240	
6 -	42.001	205.7	1:07.710	234.3	In		2:20.217 P	15 -	58.371	191.8	1:06.961	232.8	28.774	158.4	2:34.106
7 -	Out 219.1	1:09.059	165.9	35.306	151.0	3:44.130	16 -	41.645	225.9	1:06.085	233.8	28.676	163.8	2:16.406	
8 -	41.611	224.5	1:07.471	233.3	29.068	156.6	2:18.150	17 -	40.687	227.4	1:06.152	234.8	29.186	161.6	2:16.025
9 -	41.048	225.9	1:08.475	232.8	29.228	159.6	2:18.751	18 -	41.251	225.9	1:06.164	232.8	In		2:17.895 P
7	Shaun BALFE				C4 Driver										
1 -	46.265	166.4	1:14.178	203.4	31.230	163.8	2:31.673	9 -	Out 170.3	1:09.554	243.2	28.096	169.9	5:39.609	
2 -	40.206	229.8	1:03.983	244.3	28.360	166.4	2:12.549	10 -	39.513	237.4	1:02.723	250.6	29.017	166.2	2:11.253
3 -	39.409	233.8	1:03.644	248.3	27.747	168.5	2:10.800	11 -	45.776	194.6	1:10.449	216.9	28.588	169.3	2:24.813
4 -	39.720	234.3	1:03.561	246.6	In		2:11.909 P	12 -	41.430	204.2	1:12.419	202.6	31.889	170.7	2:25.738
5 -	Out 188.5	1:06.496	244.9	In			4:09.588 P	13 -	39.287	236.8	1:03.055	246.6	29.225	168.3	2:11.567
6 -	Out 191.2	1:05.979	238.4	29.200	169.3	4:07.813	14 -	39.022	239.5	1:02.887	250.0	27.323	172.9	2:09.232	
7 -	39.469	235.3	1:03.181	247.7	27.580	168.5	2:10.230	15 -	45.970	180.9	1:11.783	200.0	30.790	169.1	2:28.543
8 -	41.577	210.9	1:07.791	225.5	In		2:17.102 P	16 -	38.936	239.5	1:02.742	249.4	27.249	172.1	2:08.927
8	Vance KEARNEY				C1 Fosker Engineering										
1 -	Out 189.8	1:20.490	209.3	34.810	123.6	2:47.481	4 -	46.754	206.5	1:16.028	206.9	31.654	144.6	2:34.436	
2 -	46.242	206.5	1:12.037	209.7	31.758	140.7	2:30.037	5 -	45.359	204.2	1:12.206	206.5	In		2:29.311 P
3 -	45.672	200.0	1:12.968	205.7	33.509	145.4	2:32.149								
9	James SHIRLEY				C2 Driver										
10	Jacopo SEBASTIANI				I Simpson Motorsport										
1 -						2:24.971	3 -							2:15.830	
2 -						2:17.857									

Weather / Track : Bright / Dry

Silverstone Arena GP
Circuit Length = 5.891 km
Start: 17:00 End: 17:48

Pirelli Ferrari Open
TEST - SECTOR ANALYSIS

17	Ian HARTLEY		C3 FF Corse												
1 -	Out 187.8	1:23.661	217.7	34.627	142.1	2:51.044	9 -	Out 220.0	1:06.615	236.3	29.468	159.6	5:30.074		
2 -	45.203	216.4	1:10.141	231.8	31.857	153.2	2:27.201	10 -	43.206	222.2	1:08.204	226.4	In	2:19.985 P	
3 -	43.109	218.2	1:09.853	230.8	29.867	158.0	2:22.829	11 -	Out 200.0	1:13.816	226.9	31.909	140.7	7:40.437	
4 -	42.293	217.3	1:07.052	234.3	In		2:17.963 P	12 -	46.124	221.3	1:10.353	231.3	30.085	156.3	2:26.562
5 -	Out 219.5	1:08.581	234.8	29.447	157.5	4:10.562	13 -	40.846	225.9	1:05.888	235.8	29.456	156.3	2:16.190	
6 -	41.518	223.6	1:08.091	233.3	29.330	159.6	2:18.939	14 -	40.820	225.9	1:06.240	236.8	29.204	158.7	2:16.264
7 -	41.387	222.7	1:07.267	233.8	29.807	157.5	2:18.461	15 -	45.495	165.1	1:15.091	180.9	In	2:35.654 P	
8 -	41.736	221.8	1:06.682	234.8	In		2:16.297 P								
18	Gary EASTWOOD		C4 FF Corse												
1 -	Out 171.4	1:15.221	203.0	31.849	157.5	2:38.341	10 -	43.053	214.3	1:06.384	242.2	In	2:18.419 P		
2 -	44.014	220.4	1:05.457	241.1	28.191	169.3	2:17.662	11 -	Out 228.3	1:05.929	242.7	32.355	160.9	3:58.784	
3 -	40.448	227.4	1:05.589	240.5	In		2:16.136 P	12 -	40.412	227.4	1:05.988	242.2	29.510	169.3	2:15.910
4 -	Out 162.2	1:11.097	234.8	28.685	165.9	4:59.411	13 -	39.431	231.3	1:04.249	243.2	27.683	169.1	2:11.363	
5 -	43.209	220.0	1:04.962	241.6	27.971	167.2	2:16.142	14 -	40.270	231.8	1:05.467	242.2	27.724	171.0	2:13.461
6 -	41.766	224.5	1:05.832	242.2	27.663	171.3	2:15.261	15 -	40.522	228.3	1:03.830	242.7	27.864	170.4	2:12.216
7 -	39.556	229.3	1:03.964	242.2	30.138	146.8	2:13.658	16 -	39.247	231.8	1:04.930	240.0	28.239	169.3	2:12.416
8 -	41.228	220.0	1:06.882	234.8	28.099	167.2	2:16.209	17 -	39.562	231.8	1:03.871	242.2	27.695	170.4	2:11.128
9 -	40.026	230.3	1:04.422	241.6	27.907	170.4	2:12.355	18 -	39.277	234.3	1:04.150	243.8	30.428	156.1	2:13.855
19	David HATHAWAY		C2 David Hathaway/Quality Logistic												
1 -	47.912	177.0	1:14.440	202.2	33.063	145.8	2:35.415	7 -	Out 172.0	1:12.707	200.0	31.480	155.4	5:12.998	
2 -	46.256	184.9	1:15.393	191.2	32.814	151.2	2:34.463	8 -	44.778	191.8	1:12.695	200.7	31.688	154.5	2:29.161
3 -	45.536	192.5	1:11.988	212.6	33.147	142.6	2:30.671	9 -	46.469	180.3	1:12.375	211.4	31.072	147.8	2:29.916
4 -	47.880	191.8	1:12.243	208.1	31.895	143.2	2:32.018	10 -	45.519	201.1	1:11.743	213.4	30.592	152.1	2:27.854
5 -	44.458	189.1	1:11.744	205.3	32.503	146.4	2:28.705	11 -	45.095	192.9	1:12.253	210.1	In	2:34.480 P	
6 -	45.983	188.8	1:14.939	175.9	In		2:41.772 P								
21	Jacques DUYVER		C3 FF Corse												
1 -	Out 181.5	1:22.332	154.3	36.674	146.0	2:54.210	10 -	41.177	220.9	1:06.488	236.3	In	2:15.670 P		
2 -	44.100	216.0	1:07.026	236.8	29.303	161.1	2:20.429	11 -	Out 215.6	1:07.023	231.3	29.747	164.6	5:46.747	
3 -	41.763	226.4	1:07.978	232.3	29.680	152.7	2:19.421	12 -	45.180	217.7	1:06.470	234.8	28.510	165.9	2:20.160
4 -	41.284	226.4	1:06.673	234.8	29.561	161.8	2:17.518	13 -	40.717	226.4	1:06.402	231.8	28.862	136.6	2:15.981
5 -	41.808	222.7	1:13.090	190.8	30.220	157.0	2:25.118	14 -	53.616	89.2	1:43.701	116.3	32.547	159.9	3:09.864
6 -	41.940	222.2	1:07.274	230.3	28.692	164.9	2:17.906	15 -	40.560	227.4	1:06.423	235.3	28.929	166.9	2:15.912
7 -	40.841	225.9	1:05.829	231.8	29.276	163.8	2:15.946	16 -	41.029	226.9	1:06.906	233.3	28.418	164.6	2:16.353
8 -	41.020	225.5	1:06.877	231.3	34.140	159.2	2:22.037	17 -	47.629	213.4	1:06.493	233.3	28.309	166.9	2:22.431
9 -	42.217	213.4	1:07.850	234.8	28.878	165.6	2:18.945								
22	Paul BROOKS		C1 Fosker Engineering												
1 -	Out 184.9	1:21.422	207.3	34.618	130.0	2:49.567	7 -	45.735	199.3	1:11.881	206.1	33.310	142.8	2:30.926	
2 -	46.446	210.9	1:12.279	213.9	32.008	148.2	2:30.733	8 -	46.367	196.0	1:13.256	209.3	33.085	147.4	2:32.708
3 -	46.074	207.7	1:11.604	206.9	32.825	147.0	2:30.503	9 -	46.592	200.4	1:13.441	183.4	In	2:36.012 P	
4 -	46.212	202.2	1:12.607	206.1	32.208	146.6	2:31.027	10 -	Out 195.7	1:16.971	149.6	35.966	113.9	10:43.405	
5 -	46.043	208.5	1:11.687	206.9	32.578	146.2	2:30.308	11 -	56.290	139.9	1:43.541	130.9	In	3:17.710 P	
6 -	44.928	204.2	1:12.344	216.4	32.368	140.2	2:29.640								
23	Robin TARRANT-WILLIS		C3 FF Corse												
1 -	Out 146.1	1:31.939	168.0	39.056	126.5	3:08.065	8 -	47.483	203.8	1:13.680	177.6	33.888	149.5	2:35.051	
2 -	53.487	188.8	1:19.059	201.1	35.835	137.1	2:48.381	9 -	46.486	197.8	1:13.014	222.7	32.856	146.4	2:32.356
3 -	47.941	201.9	1:16.874	218.2	33.385	142.1	2:38.200	10 -	46.609	209.3	1:12.262	217.7	32.850	144.4	2:31.721
4 -	46.106	197.4	1:14.568	226.9	In		2:33.949 P	11 -	45.295	198.2	1:12.114	214.3	In	2:28.475 P	
5 -	Out 204.9	1:14.068	229.8	32.646	149.7	4:43.019	12 -	Out 183.1	1:13.981	216.9	32.033	150.3	32.033	150.3	8:33.121
6 -	45.361	207.3	1:13.226	225.5	33.829	140.6	2:32.416	13 -	45.732	191.8	1:13.612	220.4	31.775	151.6	2:31.119
7 -	46.070	208.5	1:14.397	211.4	34.759	147.0	2:35.226	14 -	44.668	213.0	1:11.693	222.2	32.585	151.0	2:28.946
24	Shamus JENNINGS		C4 FF Corse												
1 -	Out 154.3	1:18.550	232.3	32.998	157.5	2:40.502	10 -	40.831	231.3	1:06.045	243.2	30.105	152.9	2:16.981	
2 -	44.952	204.5	1:09.150	239.5	29.909	159.2	2:24.011	11 -	42.105	225.5	1:06.965	240.0	29.046	160.9	2:18.116
3 -	42.417	196.7	1:10.481	237.4	29.676	157.3	2:22.574	12 -	48.632	154.7	1:20.644	172.2	In	2:44.796 P	
4 -	45.174	220.4	1:06.947	240.0	28.695	164.6	2:20.816	13 -	Out 193.2	1:13.766	232.8	32.114	138.2	5:14.945	

Weather / Track : Bright / Dry

Silverstone Arena GP
Circuit Length = 5.891 km
Start: 17:00 End: 17:48

Pirelli Ferrari Open

TEST - SECTOR ANALYSIS

5 -	41.090	230.3	1:07.706	240.0	29.486	161.6	2:18.282	14 -	45.088	157.2	1:12.430	191.8	34.812	160.4	2:32.330					
6 -	42.017	223.6	1:06.448	241.6	28.700	163.3	2:17.165	15 -	49.858	144.2	1:08.047	240.0	28.268	163.8	2:26.173					
7 -	41.410	224.1	1:06.802	241.6	29.024	164.3	2:17.236	16 -	40.907	228.3	1:05.844	241.1	28.718	162.8	2:15.469					
8 -	41.775	225.5	1:09.375	236.3	29.252	165.1	2:20.402	17 -	52.725	128.4	1:34.039	145.6	In		3:06.620 P					
9 -	41.152	228.3	1:06.450	238.9	28.911	161.6	2:16.513													
25	Peter JENNINGS															C4 FF Corse				
1 -	Out	149.4	1:18.235	230.3	32.482	147.6	2:42.391	9 -	40.642	225.5	1:04.512	242.2	28.036	165.9	2:13.190					
2 -	46.757	220.4	1:08.755	240.5	30.034	157.3	2:25.546	10 -	40.960	228.8	1:04.502	241.1	28.129	167.7	2:13.591					
3 -	42.868	190.5	1:10.922	235.8	30.010	159.9	2:23.800	11 -	40.603	227.4	1:09.989	236.3	28.225	166.7	2:18.817					
4 -	43.003	229.8	1:06.267	240.5	28.402	167.7	2:17.672	12 -	41.036	229.3	1:05.829	241.6	In		2:13.957 P					
5 -	40.880	231.3	1:05.345	241.6	29.438	148.2	2:15.663	13 -	Out	157.2	1:19.413	212.6	33.106	150.8	5:57.003					
6 -	42.080	230.8	1:05.168	242.7	29.444	163.3	2:16.692	14 -	45.120	225.0	1:07.131	238.9	30.256	161.6	2:22.507					
7 -	43.287	228.8	1:05.208	241.1	In		2:18.955 P	15 -	40.554	229.8	1:06.549	210.1	In		2:14.680 P					
8 -	Out	222.7	1:05.117	240.0	28.200	165.6	4:50.542													
26	Ivor DUNBAR															C4 FF Corse				
1 -	Out	190.1	1:21.310	224.1	32.941	144.0	2:45.935	9 -	41.356	208.1	1:07.109	240.0	28.890	163.3	2:17.355					
2 -	44.281	214.7	1:10.514	234.8	30.254	158.0	2:25.049	10 -	41.783	221.8	1:06.137	239.5	28.779	164.6	2:16.699					
3 -	45.493	189.8	1:10.931	220.9	30.082	158.0	2:26.506	11 -	41.766	218.6	1:06.984	242.2	28.753	165.4	2:17.503					
4 -	42.149	226.9	1:07.919	223.6	29.644	160.9	2:19.712	12 -	41.960	228.8	1:06.171	229.3	In		2:20.123 P					
5 -	41.478	222.2	1:07.886	238.4	In		2:17.571 P	13 -	Out	222.2	1:06.482	240.0	28.541	164.1	4:00.466					
6 -	Out	223.1	1:06.260	238.4	28.715	165.6	3:25.717	14 -	41.299	221.3	1:08.426	238.9	28.659	161.3	2:18.384					
7 -	41.115	219.5	1:07.245	234.8	29.220	164.6	2:17.580	15 -	41.171	223.1	1:06.235	238.9	29.090	161.8	2:16.496					
8 -	41.447	223.1	1:06.419	238.9	28.340	162.8	2:16.206	16 -	41.573	227.4	1:08.810	228.3	In		2:17.982 P					
27	Robert MACFARLANE															C2 Driver				
1 -	Out	154.1	1:19.797	194.2	33.577	145.6	2:41.942	8 -	44.975	197.1	1:20.109	169.3	In		2:46.400 P					
2 -	46.100	180.9	1:14.494	204.5	33.014	144.8	2:33.608	9 -	Out	197.1	1:13.540	193.9	32.085	144.8	6:08.926					
3 -	48.763	188.2	1:14.523	211.8	32.070	146.4	2:35.356	10 -	46.844	200.0	1:12.478	212.6	30.756	154.7	2:30.078					
4 -	46.244	188.5	1:13.742	209.3	31.868	148.2	2:31.854	11 -	45.612	196.0	1:15.085	213.0	32.632	145.6	2:33.329					
5 -	44.745	200.4	1:13.009	211.8	31.031	143.6	2:28.785	12 -	47.647	186.9	1:11.764	211.8	31.010	143.2	2:30.421					
6 -	45.948	195.7	1:12.987	211.8	31.090	152.3	2:30.025	13 -	44.841	193.9	1:12.865	212.2	31.152	144.4	2:28.858					
7 -	44.890	192.2	1:12.393	213.9	30.991	148.9	2:28.274	14 -	44.630	201.9	1:13.905	182.7	In		2:36.243 P					
28	Paul BAILEY															C4 Driver				
1 -	Out	197.8	1:12.153	234.3	32.096	156.6	2:34.253	10 -	39.746	236.8	1:03.449	248.8	27.989	167.2	2:11.184					
2 -	41.932	229.8	1:05.814	247.1	29.075	151.0	2:16.821	11 -	39.673	238.4	1:03.981	245.5	28.810	157.0	2:12.464					
3 -	40.445	234.3	1:04.686	247.7	28.799	164.6	2:13.930	12 -	40.255	231.3	1:08.528	228.8	In		2:12.287 P					
4 -	41.001	227.4	1:04.545	248.8	29.157	162.6	2:14.703	13 -	Out	162.7	1:21.789	207.7	32.830	144.8	4:38.386					
5 -	40.559	233.8	1:03.793	250.0	28.357	165.6	2:12.709	14 -	45.570	219.1	1:09.991	240.0	30.952	142.6	2:26.513					
6 -	40.263	235.3	1:04.283	248.8	In		2:12.384 P	15 -	44.811	189.8	1:13.079	249.4	29.309	161.8	2:27.199					
7 -	Out	236.3	1:04.495	250.6	28.096	165.6	3:54.908	16 -	39.453	239.5	1:03.558	248.8	28.062	170.2	2:11.073					
8 -	40.536	236.8	1:03.051	250.0	28.350	172.7	2:11.937	17 -	45.330	213.9	1:06.131	233.3	In		2:21.809 P					
9 -	39.898	236.8	1:04.839	250.0	28.404	164.9	2:13.141													
35	Mike FURNESS															C1 Driver				
1 -	Out	149.6	1:35.669	165.4	40.633	110.4	3:14.531	5 -	48.836	188.2	1:16.755	196.7	33.682	137.3	2:39.273					
2 -	54.934	174.2	1:22.216	190.1	35.468	130.8	2:52.618	6 -	49.034	187.8	1:17.043	196.4	33.643	137.6	2:39.720					
3 -	52.006	183.7	1:18.589	194.6	33.862	133.3	2:44.457	7 -	49.002	177.9	1:17.156	203.0	33.432	139.6	2:39.590					
4 -	48.573	187.8	1:17.542	199.3	33.815	131.0	2:39.930	8 -	48.788	180.0	1:22.936	186.5	In		2:50.643 P					
38	Toby TARRANT-WILLIS															C3 FF Corse				
1 -	Out	188.5	1:18.867	210.9	32.396	141.3	2:41.868	7 -	46.556	209.7	1:11.618	203.8	In		2:27.276 P					
2 -	44.875	216.9	1:11.326	234.3	30.809	124.2	2:27.010	8 -	Out	197.8	1:14.698	219.5	31.089	135.9	7:48.325					
3 -	52.285	142.5	1:30.817	165.1	In		2:57.882 P	9 -	44.065	218.6	1:09.919	231.3	28.881	160.6	2:22.865					
4 -	Out	185.6	1:16.631	220.9	31.635	148.0	6:25.427	10 -	41.726	225.0	1:06.640	232.3	28.620	162.1	2:16.986					
5 -	47.380	200.7	1:11.418	198.5	In		2:28.532 P	11 -	40.696	225.5	1:06.769	231.8	28.516	159.4	2:15.981					
6 -	Out	178.8	1:16.893	214.7	32.009	142.6	9:02.345	12 -	40.946	224.5	1:05.874	233.8	29.343	154.5	2:16.163					
40	Nick KAYE															C2 Fosker Engineering				
1 -	Out	166.7	1:25.406	195.7	33.816	142.3	2:49.868	9 -	52.877	120.5	1:32.303	142.5	In		3:03.247 P					
2 -	47.443	192.5	1:15.121	203.4	31.218	145.0	2:33.782	10 -	Out	197.8	1:10.510	217.3	30.816	147.6	5:27.247					

Weather / Track : Bright / Dry

Silverstone Arena GP
Circuit Length = 5.891 km
Start: 17:00 End: 17:48

Pirelli Ferrari Open

TEST - SECTOR ANALYSIS

3 -	45.466	197.1	1:12.513	213.0	31.681	149.3	2:29.660	11 -	44.128	204.5	1:09.950	218.2	30.208	150.3	2:24.286
4 -	44.362	200.4	1:12.046	213.0	31.048	148.0	2:27.456	12 -	44.286	204.9	1:09.150	223.7	30.013	150.8	2:23.449
5 -	43.656	208.5	1:11.029	189.1	30.987	149.9	2:25.672	13 -	43.604	207.3	1:09.522	211.4	30.370	150.8	2:23.496
6 -	42.989	208.5	1:10.672	218.2	30.772	150.1	2:24.433	14 -	43.024	207.7	1:09.282	212.6	30.629	149.7	2:22.935
7 -	43.837	202.2	1:11.464	217.3	30.981	153.4	2:26.282	15 -	43.897	206.9	1:15.073	136.7	In		2:35.270 P
8 -	43.601	199.6	1:10.605	205.7	30.820	149.5	2:25.026								
42	Sam SMEETH C3 Driver														
1 -	41.347	224.1	1:06.370	231.8	28.798	163.8	2:16.515	10 -	41.148	225.0	1:05.502	221.3	28.785	164.6	2:15.435
2 -	40.570	224.1	1:05.794	231.8	29.151	158.7	2:15.515	11 -	40.937	226.4	1:05.398	232.3	28.528	166.9	2:14.863
3 -	41.139	224.5	1:06.594	231.8	28.669	161.8	2:16.402	12 -	40.610	225.0	1:05.264	233.3	28.177	165.4	2:14.051
4 -	40.564	225.5	1:06.285	232.8	28.154	164.3	2:15.003	13 -	40.991	225.0	1:05.239	233.3	28.357	163.6	2:14.587
5 -	40.578	225.0	1:05.668	233.8	29.341	161.6	2:15.587	14 -	40.544	225.9	1:04.967	234.3	28.289	163.3	2:13.800
6 -	42.592	224.5	1:05.575	231.8	In		2:17.090 P	15 -	40.991	226.9	1:05.882	232.3	28.855	161.8	2:15.728
7 -	Out	222.7	1:05.275	233.3	28.434	165.9	4:23.283	16 -	41.027	226.4	1:05.654	233.8	28.630	164.9	2:15.311
8 -	43.178	212.2	1:05.306	231.8	28.658	164.1	2:17.142	17 -	41.234	226.4	1:05.469	233.8	28.701	165.6	2:15.404
9 -	40.664	224.1	1:04.967	233.8	28.294	163.1	2:13.925	18 -	40.725	225.9	1:05.201	235.3	In		2:17.752 P
47	Mark McALLISTER C4 FF Corse														
1 -	Out	142.3	1:27.011	171.7	37.128	121.1	2:56.958	10 -	42.273	227.4	1:07.017	238.9	29.793	166.2	2:19.083
2 -	48.175	188.2	1:15.501	224.5	In		2:37.134 P	11 -	42.266	220.0	1:08.018	240.5	28.728	164.9	2:19.012
3 -	Out	217.7	1:11.388	233.8	31.705	154.1	4:29.281	12 -	42.108	226.4	1:07.563	235.8	30.398	156.8	2:20.069
4 -	44.317	222.2	1:10.601	237.4	30.993	157.0	2:25.911	13 -	47.189	167.2	1:10.383	238.9	In		2:28.622 P
5 -	43.488	223.1	1:09.274	236.8	In		2:25.643 P	14 -	Out	222.2	1:07.412	240.0	29.811	158.7	4:04.629
6 -	Out	220.9	1:09.443	237.9	29.942	161.6	4:20.985	15 -	42.356	225.9	1:07.491	240.5	28.893	164.6	2:18.740
7 -	44.335	221.8	1:08.172	238.9	29.867	163.1	2:22.374	16 -	41.883	226.4	1:06.179	241.6	29.045	166.7	2:17.107
8 -	42.816	225.0	1:09.089	234.3	29.863	164.1	2:21.768	17 -	47.221	144.2	1:17.390	185.9	In		2:36.209 P
9 -	42.456	225.5	1:07.423	240.5	28.967	166.4	2:18.846								
54	Nigel JENKINS C1 Driver														
1 -	Out	158.1	1:30.939	173.9	36.816	130.2	3:01.245	8 -	47.930	166.9	1:14.035	216.4	31.791	147.4	2:33.756
2 -	50.129	187.2	1:18.867	165.4	34.743	137.5	2:43.739	9 -	46.710	200.7	1:14.668	208.9	33.026	144.2	2:34.404
3 -	49.639	196.4	1:16.418	208.9	33.632	140.2	2:39.689	10 -	46.174	201.5	1:14.005	214.3	32.021	145.0	2:32.200
4 -	47.866	192.2	1:16.623	190.5	33.714	140.0	2:38.203	11 -	46.828	198.2	1:14.976	210.1	32.352	144.0	2:34.156
5 -	48.096	191.8	1:15.817	213.9	32.686	138.4	2:36.599	12 -	46.779	199.3	1:13.583	213.0	32.210	143.2	2:32.572
6 -	47.480	199.6	1:14.668	215.6	In		2:38.897 P	13 -	50.226	158.6	1:20.696	183.1	In		2:48.794 P
7 -	Out	183.1	1:14.182	197.8	32.043	147.8	3:49.929								
60	Wayne MARRS C3 Driver														
1 -	Out	173.9	1:20.075	219.1	32.900	148.9	2:44.109	9 -	Out	210.9	1:08.027	225.5	30.107	156.3	4:23.385
2 -	47.010	200.7	1:10.706	225.9	32.368	150.1	2:30.084	10 -	42.297	219.5	1:07.418	234.8	29.202	160.4	2:18.917
3 -	44.568	210.5	1:10.196	191.2	In		2:27.664 P	11 -	41.869	215.1	1:09.106	233.8	29.151	158.2	2:20.126
4 -	Out	185.9	1:15.462	224.5	31.074	156.3	8:39.538	12 -	42.202	220.0	1:06.776	235.3	30.512	144.2	2:19.490
5 -	43.544	216.4	1:09.366	231.8	29.449	158.2	2:22.359	13 -	42.990	221.3	1:07.073	234.3	29.678	155.9	2:19.741
6 -	42.249	220.4	1:06.693	234.8	29.148	161.8	2:18.090	14 -	41.924	218.6	1:06.823	235.3	29.690	159.4	2:18.437
7 -	41.537	222.2	1:06.740	236.3	30.574	135.0	2:18.851	15 -	41.621	221.8	1:06.676	235.3	29.464	158.0	2:17.761
8 -	47.361	174.8	1:15.152	217.7	In		2:32.162 P	16 -	44.911	163.9	1:17.414	187.2	In		2:33.784 P
64	Arwyn WILLIAMS C4 JMh														
1 -	Out	181.5	1:21.410	214.3	35.294	144.2	2:50.678	9 -	41.797	224.1	1:06.423	240.0	28.506	169.9	2:16.726
2 -	45.003	212.6	1:09.482	236.8	30.708	152.9	2:25.193	10 -	40.106	228.8	1:05.169	242.2	28.561	160.4	2:13.836
3 -	43.499	221.3	1:09.556	236.3	30.847	152.1	2:23.902	11 -	40.226	230.3	1:04.214	240.0	In		2:17.210 P
4 -	42.465	213.0	1:07.796	236.3	In		2:20.837 P	12 -	Out	191.2	1:08.624	238.4	29.142	164.9	4:15.930
5 -	Out	194.6	1:07.116	242.2	31.074	150.8	3:48.150	13 -	40.448	231.3	1:04.711	246.0	28.178	162.8	2:13.337
6 -	41.504	229.3	1:05.605	244.3	28.804	156.1	2:15.913	14 -	40.351	230.8	1:04.081	242.7	28.658	165.1	2:13.090
7 -	42.631	223.1	1:05.240	242.7	29.194	158.7	2:17.065	15 -	41.251	225.9	1:04.617	244.3	In		2:18.308 P
8 -	41.051	230.3	1:04.572	237.4	30.799	164.3	2:16.422								
65	Sean WINDER C4 JMh														
1 -	Out	179.4	1:21.254	230.3	32.914	148.4	2:43.854	8 -	43.646	221.8	1:07.978	236.3	30.126	164.3	2:21.750
2 -	45.974	221.3	1:09.521	231.3	31.727	158.0	2:27.222	9 -	41.887	223.1	1:07.710	236.8	32.218	136.0	2:21.815
3 -	42.949	187.2	1:08.787	227.4	31.516	159.9	2:23.252	10 -	45.588	215.1	1:10.436	226.4	30.137	165.9	2:26.161
4 -	46.496	220.4	1:08.134	235.3	30.577	158.7	2:25.207	11 -	42.089	222.2	1:07.157	234.8	29.834	162.8	2:19.080

Weather / Track : Bright / Dry

Silverstone Arena GP
Circuit Length = 5.891 km
Start: 17:00 End: 17:48

Pirelli Ferrari Open

TEST - SECTOR ANALYSIS

5 -	42.476	225.5	1:08.575	234.8	In	2:20.719 P	12 -	42.147	227.8	1:07.364	237.4	30.269	159.9	2:19.780	
6 -	Out	167.7	1:16.049	229.3	In	4:36.849 P	13 -	42.030	222.7	1:11.908	216.4	In		2:23.888 P	
7 -	Out	193.9	1:08.986	230.8	30.509	158.7	4:15.706								
66	Darren LAVERTY													C1 Fosker Engineering	
1 -	Out	182.7	1:20.875	212.6	34.159	135.5	2:46.664	9 -	45.703	195.7	1:12.227	211.4	30.565	150.6	2:28.495
2 -	48.462	200.0	1:12.913	214.3	30.665	151.2	2:32.040	10 -	45.100	198.2	1:12.626	174.5	In		2:30.892 P
3 -	46.409	200.7	1:12.045	213.9	31.615	147.8	2:30.069	11 -	Out	186.5	1:15.083	213.4	32.951	151.4	4:27.795
4 -	46.786	202.2	1:13.983	208.5	31.460	151.9	2:32.229	12 -	47.579	182.1	1:15.704	213.4	30.988	146.4	2:34.271
5 -	45.603	198.9	1:12.915	211.4	31.670	144.0	2:30.188	13 -	46.221	198.5	1:12.621	212.6	31.733	146.8	2:30.575
6 -	45.584	198.9	1:12.725	207.7	In		2:36.090 P	14 -	45.598	199.3	1:13.469	209.3	30.948	144.6	2:30.015
7 -	Out	173.9	1:11.987	211.4	30.988	150.1	3:59.251	15 -	45.785	198.2	1:12.659	211.8	30.747	149.9	2:29.191
8 -	46.805	192.9	1:12.344	211.4	30.930		2:30.079	16 -	55.932	111.1	1:36.822	125.6	In		3:12.124 P
68	Jack DWANE													C4 Driver	
1 -	Out	173.9	1:12.903	227.8	32.037	153.4	2:38.576	9 -	42.699	216.4	1:06.311	235.3	30.631	164.9	2:19.641
2 -	43.550	197.1	1:09.593	234.8	31.825	158.9	2:24.968	10 -	43.285	198.9	1:07.276	205.7	30.846	159.2	2:21.407
3 -	42.077	218.2	1:08.307	236.8	29.969	159.2	2:20.353	11 -	41.863	224.5	1:09.402	159.1	In		2:23.877 P
4 -	41.791	227.8	1:11.354	237.4	30.910	159.2	2:24.055	12 -	Out	153.8	1:16.967	187.8	33.624	143.0	5:21.485
5 -	41.586	224.5	1:06.522	233.8	29.478	161.1	2:17.586	13 -	48.532	164.1	1:11.165	235.3	29.843	160.9	2:29.540
6 -	41.743	224.5	1:07.412	234.3	29.070	163.3	2:18.225	14 -	41.037	212.6	1:06.744	236.3	28.518	162.8	2:16.299
7 -	42.222	222.7	1:06.378	234.8	29.424	162.8	2:18.024	15 -	43.191	226.4	1:05.472	239.5	28.449	163.8	2:17.112
8 -	41.780	224.1	1:06.020	236.8	31.061	155.4	2:18.861	16 -	39.826	228.3	1:05.151	237.9	In		2:19.069 P
77	Mick DWANE													C4 FF Corse	
1 -	Out	167.2	1:15.361	220.4	31.374	156.6	2:37.509	9 -	41.354	230.3	1:06.693	241.1	28.832	165.7	2:16.879
2 -	44.742	170.1	1:14.040	213.4	32.021	159.2	2:30.803	10 -	40.835	224.5	1:05.406	240.5	28.752	163.8	2:14.993
3 -	41.721	226.4	1:09.109	237.9	30.052	160.9	2:20.882	11 -	40.847	227.4	1:06.010	241.6	28.948	162.1	2:15.805
4 -	41.777	228.8	1:11.469	237.9	32.331	149.1	2:25.577	12 -	41.693	226.4	1:05.785	241.1	28.697	162.6	2:16.175
5 -	43.369	227.8	1:06.589	241.6	29.868	155.0	2:19.826	13 -	41.856	223.6	1:06.505	232.3	In		2:17.702 P
6 -	42.650	221.3	1:07.947	231.8	In		2:21.113 P	14 -	Out	221.8	1:07.255	240.0	29.340	162.3	6:53.707
7 -	Out	167.4	1:19.299	169.5	31.938	151.9	5:57.601	15 -	40.853	226.4	1:06.844	240.5	28.782	161.8	2:16.479
8 -	45.294	219.1	1:08.219	241.1	29.296	162.8	2:22.809	16 -	41.183	230.8	1:05.787	242.2	28.760	161.8	2:15.730

Weather / Track : Bright / Dry

Silverstone Arena GP
Circuit Length = 5.891 km
Start: 17:00 End: 17:48

Pirelli Ferrari Open

TEST - SPEED TRAPS

SECTOR 1				SECTOR 2			FINISH LINE		
POS	NO	NAME	KPH	NO	NAME	KPH	NO	NAME	KPH
1	7	Shaun BALFE	239.5	7	Shaun BALFE	250.6	7	Shaun BALFE	172.9
2	28	Paul BAILEY	239.5	28	Paul BAILEY	250.6	28	Paul BAILEY	172.7
3	18	Gary EASTWOOD	234.3	64	Arwyn WILLIAMS	246.0	18	Gary EASTWOOD	171.3
4	24	Shamus JENNINGS	231.3	18	Gary EASTWOOD	243.8	64	Arwyn WILLIAMS	169.9
5	25	Peter JENNINGS	231.3	2	Geoffrey FINLAY	243.2	25	Peter JENNINGS	167.7
6	64	Arwyn WILLIAMS	231.3	24	Shamus JENNINGS	243.2	21	Jacques DUYVER	166.9
7	77	Mick DWANE	230.8	25	Peter JENNINGS	242.7	42	Sam SMEETH	166.9
8	2	Geoffrey FINLAY	230.3	26	Ivor DUNBAR	242.2	47	Mark McALLISTER	166.7
9	26	Ivor DUNBAR	228.8	77	Mick DWANE	242.2	2	Geoffrey FINLAY	165.9
10	68	Jack DWANE	228.3	47	Mark McALLISTER	241.6	65	Sean WINDER	165.9
11	65	Sean WINDER	227.8	68	Jack DWANE	239.5	26	Ivor DUNBAR	165.6
12	6	David TOMLIN	227.4	65	Sean WINDER	237.4	24	Shamus JENNINGS	165.1
13	21	Jacques DUYVER	227.4	17	Ian HARTLEY	236.8	77	Mick DWANE	165.1
14	47	Mark McALLISTER	227.4	21	Jacques DUYVER	236.8	68	Jack DWANE	164.9
15	42	Sam SMEETH	226.9	60	Wayne MARRS	236.3	6	David TOMLIN	163.8
16	17	Ian HARTLEY	225.9	42	Sam SMEETH	235.3	38	Toby TARRANT-WILLIS	162.1
17	38	Toby TARRANT-WILLIS	225.5	6	David TOMLIN	234.8	60	Wayne MARRS	161.8
18	60	Wayne MARRS	222.2	38	Toby TARRANT-WILLIS	234.8	17	Ian HARTLEY	159.6
19	23	Robin TARRANT-WILLIS	213.0	23	Robin TARRANT-WILLIS	229.8	19	David HATHAWAY	155.4
20	22	Paul BROOKS	210.9	40	Nick KAYE	223.1	27	Robert MACFARLANE	154.7
21	40	Nick KAYE	208.5	22	Paul BROOKS	216.4	40	Nick KAYE	153.4
22	8	Vance KEARNEY	206.5	54	Nigel JENKINS	216.4	66	Darren LAVERTY	151.9
23	66	Darren LAVERTY	202.2	66	Darren LAVERTY	214.3	23	Robin TARRANT-WILLIS	151.6
24	27	Robert MACFARLANE	201.9	27	Robert MACFARLANE	213.9	22	Paul BROOKS	148.2
25	54	Nigel JENKINS	201.5	19	David HATHAWAY	213.4	54	Nigel JENKINS	147.8
26	19	David HATHAWAY	201.1	4	Tom MOGRIDGE	210.1	4	Tom MOGRIDGE	146.0
27	4	Tom MOGRIDGE	194.6	8	Vance KEARNEY	209.7	8	Vance KEARNEY	145.4
28	5	Ray FERGUSON	189.1	5	Ray FERGUSON	206.1	5	Ray FERGUSON	142.3
29	35	Mike FURNESS	188.2	35	Mike FURNESS	203.0	35	Mike FURNESS	139.6
30									

Weather / Track : Bright / Dry

Silverstone Arena GP
Circuit Length = 5.891 km
Start: 17:00 End: 17:48

Pirelli Ferrari Open

TEST - BEST SECTOR TIMES

SECTOR 1			SECTOR 2			SECTOR 3			IDEAL / BEST COMPARISON						
POS	NO	NAME	TIME	NO	NAME	TIME	NO	NAME	TIME	POS	NO	NAME	IDEAL	BEST	DIFF
1	7	BALFE	38.936	7	BALFE	1:02.723	7	BALFE	27.249	1	7	BALFE	2:08.908	2:08.927	0.019
2	18	EASTWOOD	39.247	28	BAILEY	1:03.051	18	EASTWOOD	27.663	2	28	BAILEY	2:10.493	2:11.073	0.580
3	28	BAILEY	39.453	18	EASTWOOD	1:03.830	28	BAILEY	27.989	3	18	EASTWOOD	2:10.740	2:11.128	0.388
4	68	DWANE	39.826	64	WILLIAMS	1:04.081	2	FINLAY	28.018	4	64	WILLIAMS	2:12.365	2:13.090	0.725
5	64	WILLIAMS	40.106	25	JENNINGS	1:04.502	25	JENNINGS	28.036	5	25	JENNINGS	2:13.092	2:13.190	0.098
6	42	SMEETH	40.544	42	SMEETH	1:04.967	42	SMEETH	28.154	6	68	DWANE	2:13.426	2:16.299	2.873
7	25	JENNINGS	40.554	2	FINLAY	1:05.107	64	WILLIAMS	28.178	7	42	SMEETH	2:13.665	2:13.800	0.135
8	21	DUYVER	40.560	68	DWANE	1:05.151	24	JENNINGS	28.268	8	2	FINLAY	2:13.898	2:14.406	0.508
9	6	TOMLIN	40.687	77	DWANE	1:05.406	21	DUYVER	28.309	9	21	DUYVER	2:14.698	2:15.912	1.214
10	38	TARRANT-WILLIS	40.696	21	DUYVER	1:05.829	26	DUNBAR	28.340	10	77	DWANE	2:14.938	2:14.993	0.055
11	2	FINLAY	40.773	24	JENNINGS	1:05.844	68	DWANE	28.449	11	24	JENNINGS	2:14.943	2:15.469	0.526
12	17	HARTLEY	40.820	38	TARRANT-WILLIS	1:05.874	38	TARRANT-WILLIS	28.516	12	38	TARRANT-WILLIS	2:15.086	2:15.981	0.895
13	24	JENNINGS	40.831	17	HARTLEY	1:05.888	6	TOMLIN	28.603	13	6	TOMLIN	2:15.375	2:16.025	0.650
14	77	DWANE	40.835	6	TOMLIN	1:06.085	77	DWANE	28.697	14	26	DUNBAR	2:15.592	2:16.206	0.614
15	26	DUNBAR	41.115	26	DUNBAR	1:06.137	47	McALLISTER	28.728	15	17	HARTLEY	2:15.912	2:16.190	0.278
16	60	MARRS	41.537	47	McALLISTER	1:06.179	60	MARRS	29.148	16	47	McALLISTER	2:16.790	2:17.107	0.317
17	47	McALLISTER	41.883	60	MARRS	1:06.676	17	HARTLEY	29.204	17	60	MARRS	2:17.361	2:17.761	0.400
18	65	WINDER	41.887	65	WINDER	1:07.157	65	WINDER	29.834	18	65	WINDER	2:18.878	2:19.080	0.202
19	40	KAYE	42.989	40	KAYE	1:09.150	40	KAYE	30.013	19	40	KAYE	2:22.152	2:22.935	0.783
20	19	HATHAWAY	44.458	22	BROOKS	1:11.604	66	LAVERTY	30.565	20	19	HATHAWAY	2:26.793	2:27.854	1.061
21	27	MACFARLANE	44.630	23	TARRANT-WILLIS	1:11.693	19	HATHAWAY	30.592	21	27	MACFARLANE	2:27.150	2:28.274	1.124
22	23	TARRANT-WILLIS	44.668	19	HATHAWAY	1:11.743	27	MACFARLANE	30.756	22	66	LAVERTY	2:27.652	2:28.495	0.843
23	22	BROOKS	44.928	27	MACFARLANE	1:11.764	8	KEARNEY	31.654	23	23	TARRANT-WILLIS	2:28.136	2:28.946	0.810
24	66	LAVERTY	45.100	66	LAVERTY	1:11.987	23	TARRANT-WILLIS	31.775	24	22	BROOKS	2:28.540	2:29.640	1.100
25	8	KEARNEY	45.359	8	KEARNEY	1:12.037	54	JENKINS	31.791	25	8	KEARNEY	2:29.050	2:30.037	0.987
26	54	JENKINS	46.174	54	JENKINS	1:13.583	22	BROOKS	32.008	26	54	JENKINS	2:31.548	2:32.200	0.652
27	5	FERGUSON	47.014	5	FERGUSON	1:15.065	4	MOGRIDGE	32.239	27	5	FERGUSON	2:34.913	2:35.190	0.277
28	4	MOGRIDGE	47.678	4	MOGRIDGE	1:16.309	5	FERGUSON	32.834	28	4	MOGRIDGE	2:36.226	2:36.226	0.000
29	35	FURNESS	48.573	35	FURNESS	1:16.755	35	FURNESS	33.432	29	35	FURNESS	2:38.760	2:39.273	0.513
30	10	SEBASTIANI		10	SEBASTIANI		10	SEBASTIANI		30	10	SEBASTIANI	2:15.830		0.000
													Perfect Lap	2:08.908	

Weather / Track : Bright / Dry

Silverstone Arena GP
Circuit Length = 5.891 km
Start: 17:00 End: 17:48

Pirelli Ferrari Open

QUALIFYING - RACE 1 - CLASSIFICATION

POS	NO	CL	DRIVER / TEAM	CAR	TIME	ON	LAPS	GAP	DIFF	KPH
1	7	C4	Shaun BALFE Driver	458/Challenge	2:09.048	2	8			164.33
2	28	C4	Paul BAILEY Driver	430 GT2	2:09.403	6	9	0.355	0.355	163.88
3	18	C4	Gary EASTWOOD FF Corse	458/Challenge	2:10.315	3	9	1.267	0.912	162.74
4	10	I	Jacopo SEBASTIANI Simpson Motorsport	F40 LM	2:11.598	3	9	2.550	1.283	161.15
5	25	C4	Peter JENNINGS FF Corse	458/Challenge	2:11.735	4	9	2.687	0.137	160.98
6	68	C4	Jack DWANE Driver	458/Challenge	2:11.777	7	8	2.729	0.042	160.93
7	42	C3	Sam SMEETH Driver	430/Challenge	2:11.829	4	9	2.781	0.052	160.87
8	64	C4	Arwyn WILLIAMS JMH	458 GT3	2:12.536	8	8	3.488	0.707	160.01
9	2	C4	Geoffrey FINLAY Evolution 2 Motorsport	458 GTR	2:13.454	8	8	4.406	0.918	158.91
10	77	C4	Mick DWANE FF Corse	458/Challenge	2:14.122	6	9	5.074	0.668	158.12
11	38	C3	Toby TARRANT-WILLIS FF Corse	430/Challenge	2:14.247	4	8	5.199	0.125	157.97
12	26	C4	Ivor DUNBAR FF Corse	458/Challenge	2:14.785	8	8	5.737	0.538	157.34
13	21	C3	Jacques DUYVER FF Corse	430/Challenge	2:15.238	5	9	6.190	0.453	156.81
14	6	C3	David TOMLIN Driver	430/Challenge	2:15.571	4	7	6.523	0.333	156.43
15	24	C4	Shamus JENNINGS FF Corse	458/Challenge	2:15.692	5	9	6.644	0.121	156.29
16	60	C3	Wayne MARRS Driver	360 GTC	2:16.127	5	9	7.079	0.435	155.79
17	17	C3	Ian HARTLEY FF Corse	430/Challenge	2:16.941	7	9	7.893	0.814	154.86
18	65	C4	Sean WINDER JMH	430 GT3	2:17.080	7	9	8.032	0.139	154.70
19	47	C4	Mark McALLISTER FF Corse	458/Challenge	2:17.695	7	8	8.647	0.615	154.01
20	40	C2	Nick KAYE Fosker Engineering	360/Challenge	2:23.340	5	7	14.292	5.645	147.95
21	27	C2	Robert MACFARLANE Driver	360/Challenge	2:23.494	8	8	14.446	0.154	147.79
22	23	C3	Robin TARRANT-WILLIS FF Corse	430/Challenge	2:23.954	6	8	14.906	0.460	147.32
23	19	C2	David HATHAWAY David Hathaway/Quality Logistic	360/Challenge	2:25.946	6	8	16.898	1.992	145.31
24	54	C1	Nigel JENKINS Driver	F355/Challenge	2:26.963	8	8	17.915	1.017	144.30
25	8	C1	Vance KEARNEY Fosker Engineering	F355/Challenge	2:26.991	8	8	17.943	0.028	144.27
26	22	C1	Paul BROOKS Fosker Engineering	456GT	2:27.573	5	8	18.525	0.582	143.70
27	66	C1	Darren LAVERTY Fosker Engineering	F355/Challenge	2:29.080	6	8	20.032	1.507	142.25
28	4	C1	Tom MOGRIDGE Driver	F355/Challenge	2:29.176	6	8	20.128	0.096	142.16
29	12	C2	Tim INGRAM HILL Driver	360/Challenge	2:30.705	3	4	21.657	1.529	140.72
30	35	C1	Mike FURNESS Driver	F355/Challenge	2:32.913	8	8	23.865	2.208	138.69
31	9	C2	James SHIRLEY Driver	360/Challenge	2:33.421	4	6	24.373	0.508	138.23
32	5	C1	Ray FERGUSON Driver	F355/Challenge	2:34.663	8	8	25.615	1.242	137.12

Silverstone Arena GP
Circuit Length = 5.891 km
Start: 12:25 End: 12:47

Weather / Track : Bright / Dry

These results are provisional until the conclusion of any judicial and technical matters.

Clerk of Course :	Timekeeper :
-------------------	--------------

Pirelli Ferrari Open

QUALIFYING - RACE 1 - SECTOR ANALYSIS

2	Geoffrey FINLAY				C4 Evolution 2 Motorsport										
1 -	Out 167.4	1:13.578	227.4	30.922	158.9	2:33.214	5 -	42.468	214.7	1:16.513	221.3	In	2:28.243 P		
2 -	42.514	225.9	1:05.385	240.0	28.619	161.3	2:16.518	6 -	Out 230.8	1:05.769	241.6	28.260	161.3	5:51.487	
3 -	40.650	228.3	1:04.829	241.1	28.566	165.4	2:14.045	7 -	40.435	233.8	1:06.070	242.7	28.333	162.6	2:14.838
4 -	40.720	231.8	1:05.352	241.1	28.382	158.9	2:14.454	8 -	40.374	232.3	1:05.000	243.2	28.080	163.6	2:13.454
4	Tom MOGRIDGE				C1 Driver										
1 -	Out 179.1	1:19.002	206.1	32.751	147.6	2:40.885	5 -	45.724	193.5	1:13.017	210.5	30.790	149.3	2:29.531	
2 -	48.864	181.2	1:16.122	202.2	33.753	136.4	2:38.739	6 -	45.389	197.8	1:12.959	210.1	30.828	148.0	2:29.176
3 -	46.974	200.0	1:14.196	210.9	In		2:26.842 P	7 -	45.694	198.2	1:12.885	208.9	31.002	150.1	2:29.581
4 -	Out 193.5	1:14.512	208.5	32.078	148.9	3:32.780	8 -	56.040	93.1	1:27.799	139.0	In		2:56.125 P	
5	Ray FERGUSON				C1 Driver										
1 -	Out 156.3	1:21.544	191.2	34.433	136.7	2:49.912	5 -	47.557	183.7	1:15.583	208.5	32.966	140.9	2:36.106	
2 -	50.211	161.0	1:15.229	206.1	34.734	134.0	2:40.174	6 -	46.844	186.5	1:15.490	204.2	32.595	142.3	2:34.929
3 -	48.071	184.6	1:15.058	209.3	32.202	142.3	2:35.331	7 -	47.086	181.5	1:15.435	206.1	32.735	143.0	2:35.256
4 -	47.898	180.9	1:16.762	203.8	32.437	140.7	2:37.097	8 -	46.837	184.3	1:14.973	204.9	32.853	139.6	2:34.663
6	David TOMLIN				C3 Driver										
1 -	Out 168.5	1:14.039	229.3	30.312	149.1	2:34.053	5 -	41.384	226.9	1:06.827	232.3	28.935	154.3	2:17.146	
2 -	42.060	224.5	1:06.169	233.3	28.515	160.4	2:16.744	6 -	41.695	228.3	1:12.267	230.3	32.683	157.5	2:26.645
3 -	40.658	227.8	1:05.962	233.3	29.587	161.1	2:16.207	7 -	42.024	169.5	1:20.368	192.9	In		2:33.991 P
4 -	40.826	231.8	1:06.096	232.8	28.649	162.1	2:15.571								
7	Shaun BALFE				C4 Driver										
1 -	40.658	226.4	1:08.532	192.9	30.170	169.1	2:19.360	5 -	46.329	152.5	1:18.040	169.3	35.336	159.9	2:39.705
2 -	38.577	238.9	1:03.079	246.6	27.392	172.1	2:09.048	6 -	41.145	235.8	1:05.630	242.2	29.586	170.2	2:16.361
3 -	39.465	238.9	1:05.299	203.8	30.299	170.2	2:15.063	7 -	38.994	237.9	1:06.555	239.5	28.553	169.1	2:14.102
4 -	38.773	239.5	1:02.894	246.6	27.490	163.8	2:09.157	8 -	39.995	224.1	1:12.099	185.2	30.621	166.4	2:22.715
8	Vance KEARNEY				C1 Fosker Engineering										
1 -	Out 192.5	1:15.012	206.5	33.420	131.0	2:35.838	5 -	45.057	202.2	1:12.783	204.5	31.288	147.6	2:29.128	
2 -	45.571	197.4	1:13.466	214.3	31.198	142.4	2:30.235	6 -	44.907	201.1	1:12.916	210.9	30.770	146.0	2:28.593
3 -	45.088	198.9	1:14.363	208.9	31.176	149.3	2:30.627	7 -	45.054	202.2	1:12.901	206.9	31.919	142.4	2:29.874
4 -	44.475	194.6	1:12.497	211.8	34.331	131.0	2:31.303	8 -	44.556	203.0	1:11.732	210.9	30.703	148.4	2:26.991
9	James SHIRLEY				C2 Driver										
1 -	Out 171.4	1:29.548	172.2	41.274	119.2	7:18.117	4 -	46.663	210.5	1:12.972	207.3	33.786	144.0	2:33.421	
2 -	52.522	164.4	1:21.673	209.7	38.251	124.1	2:52.446	5 -	47.227	197.1	1:14.605	224.7	35.436	136.2	2:37.268
3 -	48.080	208.5	1:15.625	200.7	35.268	133.0	2:38.973	6 -	46.835	214.7	1:13.687	219.1	33.629	143.4	2:34.151
10	Jacopo SEBASTIANI				I Simpson Motorsport										
1 -	Out 165.6	1:14.327	236.8	31.847	159.6	2:51.404	6 -	39.364	243.2	1:03.178	258.4	29.299	172.1	2:11.841	
2 -	43.137	235.3	1:04.183	260.2	29.085	169.3	2:16.405	7 -	41.072	216.4	1:06.227	260.9	29.106	168.8	2:16.405
3 -	40.076	238.9	1:03.233	244.9	28.289	171.8	2:11.598	8 -	39.606	223.1	1:06.361	246.0	31.805	152.7	2:17.772
4 -	39.633	242.2	1:03.428	260.9	28.787	160.9	2:11.848	9 -	40.757	236.3	1:05.341	259.0	28.575	165.4	2:14.673
5 -	39.484	246.6	1:03.814	256.5	30.955	161.8	2:14.253								
12	Tim INGRAM HILL				C2 Driver										
1 -	Out 152.8	1:22.286	194.9	35.733	136.4	2:51.070	3 -	46.211	201.5	1:13.306	217.7	31.188	149.3	2:30.705	
2 -	49.151	186.5	1:16.111	215.1	33.256	125.3	2:38.518	4 -	47.792	182.1	1:51.006	107.2	In		3:22.570 P
17	Ian HARTLEY				C3 FF Corse										
1 -	Out 207.7	1:13.343	229.3	33.146	146.8	2:32.743	6 -	41.118	228.8	1:06.456	231.8	29.462	158.2	2:17.036	
2 -	42.636	224.1	1:11.121	204.5	31.606	155.0	2:25.363	7 -	41.544	227.8	1:06.452	233.3	28.945	153.8	2:16.941
3 -	41.366	226.9	1:06.920	234.3	29.112	157.5	2:17.398	8 -	41.015	229.3	1:07.885	231.8	30.593	157.5	2:19.493
4 -	41.017	229.3	1:07.627	232.8	29.590	159.4	2:18.234	9 -	41.351	228.3	1:06.596	232.8	29.134	160.6	2:17.081
5 -	41.097	228.3	1:07.004	230.8	29.409	157.0	2:17.510								
18	Gary EASTWOOD				C4 FF Corse										
1 -	Out 164.4	1:13.142	204.2	31.525	169.1	2:32.668	6 -	39.038	233.8	1:08.217	168.8	32.086	169.1	2:19.341	

Weather / Track : Bright / Dry

Silverstone Arena GP
Circuit Length = 5.891 km
Start: 12:25 End: 12:47

Pirelli Ferrari Open

QUALIFYING - RACE 1 - SECTOR ANALYSIS

2 -	41.197	168.2	1:07.325	216.9	31.889	171.3	2:20.411	7 -	41.468	227.4	1:06.349	238.9	27.864	169.1	2:15.681	
3 -	39.086	235.3	1:03.802	242.7	27.427	171.3	2:10.315	8 -	40.954	224.1	1:07.394	236.8	32.138	163.3	2:20.486	
4 -	39.891	225.9	1:08.578	225.0	30.016	169.3	2:18.485	9 -	42.599	222.7	1:07.279	237.9	29.523	169.6	2:19.401	
5 -	38.897	235.8	1:05.582	229.3	27.870	169.3	2:12.349									
19	David HATHAWAY				C2 David Hathaway/Quality Logistic											
1 -	Out	144.2	1:24.788	186.9	36.458	134.1	2:57.124	5 -	44.260	204.5	1:11.474	213.9	30.848	149.9	2:26.582	
2 -	49.482	157.0	1:16.821	188.2	35.092	142.3	2:41.395	6 -	44.195	200.7	1:11.159	210.1	30.592	152.9	2:25.946	
3 -	49.676	153.2	1:14.421	208.1	36.695	143.6	2:40.792	7 -	44.070	180.0	1:12.593	220.4	30.520	148.7	2:27.183	
4 -	44.330	191.5	1:13.123	216.9	31.724	145.4	2:29.177	8 -	44.569	197.1	1:12.658	219.5	30.026	151.2	2:27.253	
21	Jacques DUYVER				C3 FF Corse											
1 -	Out	172.0	1:16.054	189.1	32.032	159.6	2:37.686	6 -	41.282	230.3	1:06.277	230.3	28.382	164.9	2:15.941	
2 -	40.927	226.9	1:14.845	197.4	35.132	155.0	2:30.904	7 -	40.836	228.3	1:07.351	230.8	28.404	167.5	2:16.591	
3 -	44.804	182.1	1:14.198	224.1	29.494	158.7	2:28.496	8 -	40.822	227.8	1:06.066	229.3	28.743	159.4	2:15.631	
4 -	41.076	229.3	1:07.704	230.8	28.664	168.3	2:17.444	9 -	43.508	221.8	1:07.218	231.8	28.771	165.9	2:19.497	
5 -	40.874	228.3	1:05.609	230.8	28.755	165.9	2:15.238									
22	Paul BROOKS				C1 Fosker Engineering											
1 -	Out	188.2	1:18.286	190.1	33.861	142.8	2:40.616	5 -	44.668	202.2	1:11.586	216.9	31.319	149.7	2:27.573	
2 -	45.313	208.9	1:12.711	206.9	31.984	148.0	2:30.008	6 -	44.979	208.9	1:12.413	219.5	31.792	147.6	2:29.184	
3 -	44.723	211.4	1:13.086	201.5	31.375	151.2	2:29.184	7 -	45.782	205.7	1:12.144	218.6	31.690	148.2	2:29.616	
4 -	44.263	203.0	1:12.889	219.1	31.772	149.5	2:28.924	8 -	44.750	206.5	1:12.710	203.4	31.398	149.5	2:28.858	
23	Robin TARRANT-WILLIS				C3 FF Corse											
1 -	Out	144.6	1:20.950	186.9	35.628	132.3	2:47.086	5 -	43.749	209.7	1:10.237	225.5	30.311	156.6	2:24.297	
2 -	48.885	163.4	1:16.904	169.0	35.834	151.2	2:41.623	6 -	43.664	188.5	1:09.773	226.4	30.517	158.2	2:23.954	
3 -	44.063	203.4	1:10.810	230.3	30.451	158.2	2:25.324	7 -	44.574	192.5	1:10.970	210.5	32.480	148.4	2:28.024	
4 -	43.591	216.4	1:15.060	176.5	31.879	141.5	2:30.530	8 -	44.370	216.0	1:09.370	225.9	30.894	153.4	2:24.634	
24	Shamus JENNINGS				C4 FF Corse											
1 -	Out	160.2	1:19.660	211.8	34.631	141.9	2:44.803	6 -	46.972	230.3	1:06.606	239.5	29.162	157.0	2:22.740	
2 -	45.868	213.9	1:08.045	238.9	30.042	166.9	2:23.955	7 -	41.204	229.3	1:07.403	236.3	29.261	162.1	2:17.868	
3 -	40.716	230.3	1:07.776	240.0	28.980	163.6	2:17.472	8 -	41.048	235.3	1:07.310	241.1	30.190	161.3	2:18.548	
4 -	40.844	232.8	1:06.777	239.5	29.209	161.8	2:16.830	9 -	41.703	231.3	1:07.489	237.9	29.197	160.4	2:18.389	
5 -	40.372	232.8	1:06.648	241.1	28.672	165.4	2:15.692									
25	Peter JENNINGS				C4 FF Corse											
1 -	Out	161.2	1:15.902	211.4	32.193	151.4	2:36.309	6 -	39.397	236.3	1:04.344	241.1	30.220	133.8	2:13.961	
2 -	43.442	228.3	1:06.821	240.0	29.735	155.0	2:19.998	7 -	45.419	217.7	1:11.416	217.3	29.500	158.9	2:26.335	
3 -	40.227	233.3	1:04.094	242.7	27.657	166.4	2:11.978	8 -	39.913	233.8	1:05.328	238.4	29.781	157.5	2:15.022	
4 -	39.759	234.3	1:03.806	243.2	28.170	166.2	2:11.735	9 -	42.834	231.3	1:07.228	241.6	29.791	155.6	2:19.853	
5 -	39.595	235.8	1:05.093	217.3	29.094	165.6	2:13.782									
26	Ivor DUNBAR				C4 FF Corse											
1 -	Out	208.1	1:13.031	200.7	31.205	155.0	2:33.370	5 -	41.054	229.3	1:07.170	236.3	28.342	164.1	2:16.566	
2 -	43.796	215.6	1:07.681	238.4	In		2:19.727 P	6 -	40.709	227.4	1:05.895	237.9	29.236	162.3	2:15.840	
3 -	Out	217.3	1:11.966	233.8	28.700	163.6	2:46.514	7 -	41.013	229.3	1:06.546	240.0	28.307	161.8	2:15.866	
4 -	41.855	207.3	1:11.545	233.8	29.223	162.8	2:22.623	8 -	40.601	232.3	1:05.730	241.1	28.454	163.6	2:14.785	
27	Robert MACFARLANE				C2 Driver											
1 -	Out	185.2	1:16.167	185.6	33.712	149.7	2:36.107	5 -	43.087	206.9	1:11.184	213.4	30.164	155.0	2:24.435	
2 -	49.279	190.1	1:11.890	207.7	32.715	155.9	2:33.884	6 -	44.000	205.7	1:10.107	215.1	30.180	154.5	2:24.287	
3 -	43.599	194.6	1:13.921	216.4	30.656	160.6	2:28.176	7 -	45.942	207.7	1:11.348	216.0	30.627	154.7	2:27.917	
4 -	44.284	197.8	1:12.364	212.6	29.923	160.6	2:26.571	8 -	43.216	205.3	1:09.925	213.9	30.353	151.9	2:23.494	
28	Paul BAILEY				C4 Driver											
1 -	Out	207.3	1:12.516	245.5	30.482	142.3	2:27.932	6 -	39.175	238.9	1:02.568	248.8	27.660	170.2	2:09.403	
2 -	44.690	229.3	1:04.847	249.4	27.795	171.5	2:17.332	7 -	40.502	235.3	1:04.884	243.8	29.338	160.1	2:14.724	
3 -	38.861	237.9	1:02.995	245.5	27.980	167.7	2:09.836	8 -	39.903	240.0	1:03.988	246.0	28.409	170.2	2:12.300	
4 -	40.033	240.0	1:02.552	249.4	27.294	172.9	2:09.879	9 -	39.974	240.5	1:03.192	247.1	27.888	169.3	2:11.054	
5 -	38.847	241.1	1:02.976	250.0	27.697	173.8	2:09.520									

Weather / Track : Bright / Dry

Silverstone Arena GP
Circuit Length = 5.891 km
Start: 12:25 End: 12:47

Pirelli Ferrari Open

QUALIFYING - RACE 1 - SECTOR ANALYSIS

35	Mike FURNESS				C1 Driver										
1 -	Out 163.9	1:26.566	181.8	35.938	133.5	2:56.891	5 -	47.600	192.2	1:15.311	206.9	32.478	143.0	2:35.389	
2 -	50.567	181.8	1:17.334	204.2	32.641	140.0	2:40.542	6 -	46.807	193.5	1:14.282	201.9	32.756	141.3	2:33.845
3 -	48.261	190.8	1:16.165	208.1	33.099	141.5	2:37.525	7 -	46.899	194.6	1:13.626	208.9	32.711	142.3	2:33.236
4 -	47.520	192.9	1:15.707	205.3	32.845	133.3	2:36.072	8 -	46.915	192.5	1:14.541	205.7	31.457	142.4	2:32.913
38	Toby TARRANT-WILLIS				C3 FF Corse										
1 -	Out 159.1	1:17.716	180.0	33.389	151.9	2:39.638	5 -	40.635	223.1	1:06.730	232.8	30.732	165.1	2:18.097	
2 -	42.392	220.0	1:08.630	230.8	31.122	154.5	2:22.144	6 -	41.398	221.8	1:06.424	231.8	28.987	162.1	2:16.809
3 -	41.004	228.3	1:07.331	229.8	29.628	158.7	2:17.963	7 -	42.802	210.1	1:10.133	224.1	30.903	161.3	2:23.838
4 -	40.301	230.8	1:05.350	232.8	28.596	163.6	2:14.247	8 -	40.690	223.1	1:07.143	231.8	29.008	157.7	2:16.841
40	Nick KAYE				C2 Fosker Engineering										
1 -	Out 180.0	1:15.647	214.3	31.195	150.8	2:36.505	5 -	42.721	204.9	1:09.847	218.6	30.772	144.8	2:23.340	
2 -	43.505	208.9	1:10.357	220.4	30.491	152.9	2:24.353	6 -	43.523	205.7	1:10.587	218.6	32.820	103.5	2:26.930
3 -	43.330	207.7	1:10.088	220.9	30.213	148.7	2:23.631	7 -	1:02.508	128.6	1:34.223	126.0	In		3:13.659 P
4 -	42.913	206.9	1:40.715	194.6	30.275	153.2	2:53.903								
42	Sam SMEETH				C3 Driver										
1 -	Out 198.9	1:09.361	232.3	29.474	165.6	2:23.749	6 -	40.293	229.8	1:04.831	233.3	28.938	168.0	2:14.062	
2 -	40.161	230.8	1:04.500	232.8	27.790	168.5	2:12.451	7 -	41.402	230.3	1:07.070	230.8	28.011	165.9	2:16.483
3 -	39.917	228.8	1:04.570	231.8	28.467	165.4	2:12.954	8 -	40.295	230.8	1:05.234	232.3	28.267	166.7	2:13.796
4 -	40.006	230.3	1:03.986	234.3	27.837	167.5	2:11.829	9 -	40.408	229.8	1:05.049	233.8	In		2:11.323 P
5 -	39.929	229.8	1:04.357	232.8	28.833	158.9	2:13.119								
47	Mark McALLISTER				C4 FF Corse										
1 -	Out 189.1	1:16.039	235.3	31.524	157.0	2:36.306	5 -	43.847	188.5	1:13.206	184.0	32.471	154.5	2:29.524	
2 -	44.425	220.4	1:10.275	236.8	30.456	165.1	2:25.156	6 -	42.107	227.8	1:07.789	239.5	28.931	166.2	2:18.827
3 -	42.561	227.8	1:07.420	240.0	30.401	151.9	2:20.382	7 -	41.474	225.9	1:06.951	240.0	29.270	167.7	2:17.695
4 -	42.276	226.4	1:11.247	200.4	32.592	161.6	2:26.115	8 -	41.258	230.8	1:07.646	240.0	28.979	164.9	2:17.883
54	Nigel JENKINS				C1 Driver										
1 -	Out 177.0	1:20.015	203.8	32.951	141.9	2:41.766	5 -	44.638	203.8	1:11.557	203.8	31.101	142.8	2:27.296	
2 -	46.600	203.0	1:16.345	171.7	32.482	147.6	2:35.427	6 -	45.254	205.3	1:11.629	207.3	30.968	150.8	2:27.851
3 -	48.226	200.7	1:11.259	210.9	30.712	150.8	2:30.197	7 -	45.588	183.4	1:12.592	208.5	31.880	149.7	2:30.060
4 -	44.847	204.5	1:11.629	206.5	31.072	147.2	2:27.548	8 -	44.434	204.5	1:11.685	206.1	30.844	148.0	2:26.963
60	Wayne MARRS				C3 Driver										
1 -	Out 192.2	1:16.387	225.9	31.771	149.9	2:35.540	6 -	41.150	225.9	1:06.826	234.3	29.045	157.0	2:17.021	
2 -	47.288	198.2	1:10.417	233.8	29.904	153.6	2:27.609	7 -	41.527	222.2	1:06.520	233.8	30.258	161.1	2:18.305
3 -	41.441	220.0	1:07.937	233.3	29.314	159.2	2:18.692	8 -	43.293	221.3	1:05.929	233.8	29.063	158.2	2:18.285
4 -	40.814	227.4	1:06.352	233.3	29.198	162.8	2:16.364	9 -	41.446	225.0	1:06.555	232.3	29.009	161.6	2:17.010
5 -	41.026	223.6	1:06.104	233.3	28.997	162.6	2:16.127								
64	Arwyn WILLIAMS				C4 JMH										
1 -	Out 141.9	1:26.352	224.5	34.781	135.9	2:58.109	5 -	41.247	224.5	1:06.364	236.8	29.479	162.3	2:17.090	
2 -	44.806	206.5	1:08.580	238.9	29.862	163.6	2:23.248	6 -	40.586	229.8	1:05.864	241.6	28.825	168.8	2:15.275
3 -	41.074	217.7	1:05.784	240.0	28.652	168.3	2:15.510	7 -	40.783	228.8	1:05.012	240.0	28.518	168.5	2:14.313
4 -	40.463	226.4	1:06.412	241.1	29.859	159.2	2:16.734	8 -	39.687	235.3	1:04.579	240.5	28.270	171.5	2:12.536
65	Sean WINDER				C4 JMH										
1 -	Out 187.5	1:13.745	232.3	31.711	152.9	2:33.105	6 -	41.271	231.3	1:06.686	233.3	29.326	164.9	2:17.283	
2 -	42.887	205.7	1:10.985	233.3	29.455	159.4	2:23.327	7 -	40.894	230.8	1:06.833	232.8	29.353	160.6	2:17.080
3 -	41.176	225.9	1:10.949	232.8	30.059	159.9	2:22.184	8 -	41.408	226.9	1:09.027	232.3	29.884	159.4	2:20.319
4 -	41.067	226.4	1:06.154	234.8	30.088	164.6	2:17.309	9 -	44.081	213.9	1:08.957	233.8	30.834	160.6	2:23.872
5 -	41.589	230.8	1:09.176	226.4	30.318	159.2	2:21.083								
66	Darren LAVERTY				C1 Fosker Engineering										
1 -	Out 171.2	1:19.015	187.2	In		2:39.114 P	5 -	45.624	201.5	1:13.273	210.9	30.944	147.8	2:29.841	
2 -	Out 192.2	1:13.331	211.4	31.591	149.9	3:34.910	6 -	45.626	201.9	1:12.966	210.9	30.488	149.7	2:29.080	
3 -	45.916	202.6	1:12.793	211.4	30.580	147.8	2:29.289	7 -	45.687	198.2	1:13.064	209.3	31.221		2:29.972

Weather / Track : Bright / Dry

Silverstone Arena GP
Circuit Length = 5.891 km
Start: 12:25 End: 12:47

Pirelli Ferrari Open

QUALIFYING - RACE 1 - SECTOR ANALYSIS

4 -	45.471	201.5	1:12.820	209.3	32.310	151.9	2:30.601	8 -	In	In	2:53.650 P				
68	Jack DWANE		C4 Driver												
1 -	Out	194.2	1:09.775	231.3	29.020	162.6	2:29.548	5 -	42.301	210.1	1:11.130	203.8	28.986	165.4	2:22.417
2 -	40.589	227.4	1:08.420	168.5	30.766	166.7	2:19.775	6 -	39.832	233.3	1:07.359	194.6	29.859	166.4	2:17.050
3 -	40.205	228.3	1:05.010	237.4	27.897	164.1	2:13.112	7 -	39.719	232.8	1:04.424	236.3	27.634	162.1	2:11.777
4 -	40.064	231.8	1:04.790	239.5	28.148	162.3	2:13.002	8 -	42.993	193.9	1:05.806	234.3	In		2:21.961 P
77	Mick DWANE		C4 FF Corse												
1 -	Out	156.7	1:14.297	173.6	32.006	156.8	2:34.249	6 -	40.338	236.3	1:05.499	244.9	28.285	160.4	2:14.122
2 -	44.648	216.4	1:07.587	240.5	31.195	146.0	2:23.430	7 -	40.159	238.4	1:05.378	244.9	29.121	167.7	2:14.658
3 -	40.858	235.3	1:06.980	241.1	29.441	168.8	2:17.279	8 -	40.689	237.4	1:05.816	247.7	28.503	166.9	2:15.008
4 -	40.622	235.8	1:05.565	243.8	29.241	162.8	2:15.428	9 -	41.099	236.3	1:05.707	248.3	28.492	163.3	2:15.298
5 -	41.326	236.3	1:05.531	243.8	28.727	161.6	2:15.584								

Weather / Track : Bright / Dry

Silverstone Arena GP
Circuit Length = 5.891 km
Start: 12:25 End: 12:47

Pirelli Ferrari Open

QUALIFYING - RACE 1 - SPEED TRAPS

SECTOR 1				SECTOR 2			FINISH LINE		
POS	NO	NAME	KPH	NO	NAME	KPH	NO	NAME	KPH
1	10	Jacopo SEBASTIANI	246.6	10	Jacopo SEBASTIANI	260.9	28	Paul BAILEY	173.8
2	28	Paul BAILEY	241.1	28	Paul BAILEY	250.0	7	Shaun BALFE	172.1
3	7	Shaun BALFE	239.5	77	Mick DWANE	248.3	10	Jacopo SEBASTIANI	172.1
4	77	Mick DWANE	238.4	7	Shaun BALFE	246.6	64	Arwyn WILLIAMS	171.5
5	25	Peter JENNINGS	236.3	2	Geoffrey FINLAY	243.2	18	Gary EASTWOOD	171.3
6	18	Gary EASTWOOD	235.8	25	Peter JENNINGS	243.2	77	Mick DWANE	168.8
7	24	Shamus JENNINGS	235.3	18	Gary EASTWOOD	242.7	42	Sam SMEETH	168.5
8	64	Arwyn WILLIAMS	235.3	26	Ivor DUNBAR	242.2	21	Jacques DUYVER	168.3
9	2	Geoffrey FINLAY	233.8	64	Arwyn WILLIAMS	241.6	47	Mark McALLISTER	167.7
10	68	Jack DWANE	233.3	24	Shamus JENNINGS	241.1	24	Shamus JENNINGS	166.9
11	26	Ivor DUNBAR	232.3	47	Mark McALLISTER	240.0	68	Jack DWANE	166.7
12	6	David TOMLIN	231.8	68	Jack DWANE	239.5	25	Peter JENNINGS	166.4
13	65	Sean WINDER	231.3	65	Sean WINDER	234.8	2	Geoffrey FINLAY	165.4
14	38	Toby TARRANT-WILLIS	230.8	17	Ian HARTLEY	234.3	38	Toby TARRANT-WILLIS	165.1
15	42	Sam SMEETH	230.8	42	Sam SMEETH	234.3	65	Sean WINDER	164.9
16	47	Mark McALLISTER	230.8	60	Wayne MARRS	234.3	26	Ivor DUNBAR	164.1
17	21	Jacques DUYVER	230.3	6	David TOMLIN	233.3	60	Wayne MARRS	162.8
18	17	Ian HARTLEY	229.3	38	Toby TARRANT-WILLIS	232.8	6	David TOMLIN	162.1
19	60	Wayne MARRS	227.4	21	Jacques DUYVER	231.8	17	Ian HARTLEY	160.6
20	23	Robin TARRANT-WILLIS	216.4	23	Robin TARRANT-WILLIS	230.3	27	Robert MACFARLANE	160.6
21	9	James SHIRLEY	214.7	9	James SHIRLEY	224.1	23	Robin TARRANT-WILLIS	158.2
22	22	Paul BROOKS	211.4	40	Nick KAYE	220.9	40	Nick KAYE	153.2
23	40	Nick KAYE	208.9	19	David HATHAWAY	220.4	19	David HATHAWAY	152.9
24	27	Robert MACFARLANE	207.7	22	Paul BROOKS	219.5	66	Darren LAVERTY	151.9
25	54	Nigel JENKINS	205.3	12	Tim INGRAM HILL	217.7	22	Paul BROOKS	151.2
26	19	David HATHAWAY	204.5	27	Robert MACFARLANE	216.4	54	Nigel JENKINS	150.8
27	8	Vance KEARNEY	203.0	8	Vance KEARNEY	214.3	4	Tom MOGRIDGE	150.1
28	66	Darren LAVERTY	202.6	66	Darren LAVERTY	211.4	8	Vance KEARNEY	149.3
29	12	Tim INGRAM HILL	201.5	4	Tom MOGRIDGE	210.9	12	Tim INGRAM HILL	149.3
30	4	Tom MOGRIDGE	200.0	54	Nigel JENKINS	210.9	9	James SHIRLEY	144.0
31	35	Mike FURNESS	194.6	5	Ray FERGUSON	209.3	5	Ray FERGUSON	143.0
32	5	Ray FERGUSON	186.5	35	Mike FURNESS	208.9	35	Mike FURNESS	143.0

Weather / Track : Bright / Dry

Silverstone Arena GP
Circuit Length = 5.891 km
Start: 12:25 End: 12:47

Pirelli Ferrari Open

QUALIFYING - RACE 1 - BEST SECTOR TIMES

SECTOR 1			SECTOR 2			SECTOR 3			IDEAL / BEST COMPARISON						
POS	NO	NAME	TIME	NO	NAME	TIME	NO	NAME	TIME	POS	NO	NAME	IDEAL	BEST	DIFF
1	7	BALFE	38.577	28	BAILEY	1:02.552	28	BAILEY	27.294	1	28	BAILEY	2:08.693	2:09.403	0.710
2	28	BAILEY	38.847	7	BALFE	1:02.894	7	BALFE	27.392	2	7	BALFE	2:08.863	2:09.048	0.185
3	18	EASTWOOD	38.897	10	SEBASTIANI	1:03.178	18	EASTWOOD	27.427	3	18	EASTWOOD	2:10.126	2:10.315	0.189
4	10	SEBASTIANI	39.364	18	EASTWOOD	1:03.802	68	DWANE	27.634	4	10	SEBASTIANI	2:10.831	2:11.598	0.767
5	25	JENNINGS	39.397	25	JENNINGS	1:03.806	25	JENNINGS	27.657	5	25	JENNINGS	2:10.860	2:11.735	0.875
6	64	WILLIAMS	39.687	42	SMEETH	1:03.986	42	SMEETH	27.790	6	42	SMEETH	2:11.693	2:11.829	0.136
7	68	DWANE	39.719	68	DWANE	1:04.424	2	FINLAY	28.080	7	68	DWANE	2:11.777	2:11.777	0.000
8	42	SMEETH	39.917	64	WILLIAMS	1:04.579	64	WILLIAMS	28.270	8	64	WILLIAMS	2:12.536	2:12.536	0.000
9	77	DWANE	40.159	2	FINLAY	1:04.829	77	DWANE	28.285	9	2	FINLAY	2:13.283	2:13.454	0.171
10	38	TARRANT-WILLIS	40.301	38	TARRANT-WILLIS	1:05.350	10	SEBASTIANI	28.289	10	77	DWANE	2:13.822	2:14.122	0.300
11	24	JENNINGS	40.372	77	DWANE	1:05.378	26	DUNBAR	28.307	11	38	TARRANT-WILLIS	2:14.247	2:14.247	0.000
12	2	FINLAY	40.374	21	DUYVER	1:05.609	21	DUYVER	28.382	12	26	DUNBAR	2:14.638	2:14.785	0.147
13	26	DUNBAR	40.601	26	DUNBAR	1:05.730	6	TOMLIN	28.515	13	21	DUYVER	2:14.813	2:15.238	0.425
14	6	TOMLIN	40.658	60	MARRS	1:05.929	38	TARRANT-WILLIS	28.596	14	6	TOMLIN	2:15.135	2:15.571	0.436
15	60	MARRS	40.814	6	TOMLIN	1:05.962	24	JENNINGS	28.672	15	24	JENNINGS	2:15.650	2:15.692	0.042
16	21	DUYVER	40.822	65	WINDER	1:06.154	47	McALLISTER	28.931	16	60	MARRS	2:15.740	2:16.127	0.387
17	65	WINDER	40.894	17	HARTLEY	1:06.452	17	HARTLEY	28.945	17	65	WINDER	2:16.374	2:17.080	0.706
18	17	HARTLEY	41.015	24	JENNINGS	1:06.606	60	MARRS	28.997	18	17	HARTLEY	2:16.412	2:16.941	0.529
19	47	McALLISTER	41.258	47	McALLISTER	1:06.951	65	WINDER	29.326	19	47	McALLISTER	2:17.140	2:17.695	0.555
20	40	KAYE	42.721	23	TARRANT-WILLIS	1:09.370	27	MACFARLANE	29.923	20	40	KAYE	2:22.781	2:23.340	0.559
21	27	MACFARLANE	43.087	40	KAYE	1:09.847	19	HATHAWAY	30.026	21	27	MACFARLANE	2:22.935	2:23.494	0.559
22	23	TARRANT-WILLIS	43.591	27	MACFARLANE	1:09.925	40	KAYE	30.213	22	23	TARRANT-WILLIS	2:23.272	2:23.954	0.682
23	19	HATHAWAY	44.070	19	HATHAWAY	1:11.159	23	TARRANT-WILLIS	30.311	23	19	HATHAWAY	2:25.255	2:25.946	0.691
24	22	BROOKS	44.263	54	JENKINS	1:11.259	66	LAVERTY	30.488	24	54	JENKINS	2:26.405	2:26.963	0.558
25	54	JENKINS	44.434	22	BROOKS	1:11.586	8	KEARNEY	30.703	25	8	KEARNEY	2:26.910	2:26.991	0.081
26	8	KEARNEY	44.475	8	KEARNEY	1:11.732	54	JENKINS	30.712	26	22	BROOKS	2:27.168	2:27.573	0.405
27	4	MOGRIDGE	45.389	66	LAVERTY	1:12.793	4	MOGRIDGE	30.790	27	66	LAVERTY	2:28.752	2:29.080	0.328
28	66	LAVERTY	45.471	4	MOGRIDGE	1:12.885	12	INGRAM HILL	31.188	28	4	MOGRIDGE	2:29.064	2:29.176	0.112
29	12	INGRAM HILL	46.211	9	SHIRLEY	1:12.972	22	BROOKS	31.319	29	12	INGRAM HILL	2:30.705	2:30.705	0.000
30	9	SHIRLEY	46.663	12	INGRAM HILL	1:13.306	35	FURNESS	31.457	30	35	FURNESS	2:31.890	2:32.913	1.023
31	35	FURNESS	46.807	35	FURNESS	1:13.626	5	FERGUSON	32.202	31	9	SHIRLEY	2:33.264	2:33.421	0.157
32	5	FERGUSON	46.837	5	FERGUSON	1:14.973	9	SHIRLEY	33.629	32	5	FERGUSON	2:34.012	2:34.663	0.651


Perfect Lap	2:08.423
-------------	----------

Weather / Track : Bright / Dry

Silverstone Arena GP
Circuit Length = 5.891 km
Start: 12:25 End: 12:47

Pirelli Ferrari Open

RACE 1 - GRID

ROW 16	2:33.421 9 James SHIRLEY	2:34.663 5 Ray FERGUSON
ROW 15	2:30.705 12 Tim INGRAM HILL	2:32.913 35 Mike FURNESS
ROW 14	2:29.080 66 Darren LAVERTY	2:29.176 4 Tom MOGRIDGE
ROW 13	2:26.991 8 Vance KEARNEY	2:27.573 22 Paul BROOKS
ROW 12	2:25.946 19 David HATHAWAY	2:26.963 54 Nigel JENKINS
ROW 11	2:23.494 27 Robert MACFARLANE	2:23.954 23 Robin TARRANT-WILLIS
ROW 10	2:17.695 47 Mark McALLISTER	2:23.340 40 Nick KAYE
ROW 9	2:16.941 17 Ian HARTLEY	2:17.080 65 Sean WINDER
ROW 8	2:15.692 24 Shamus JENNINGS	2:16.127 60 Wayne MARRS
ROW 7	2:15.238 21 Jacques DUVER	2:15.571 6 David TOMLIN
ROW 6	2:14.247 38 Toby TARRANT-WILLIS	2:14.785 26 Ivor DUNBAR
ROW 5	2:13.454 2 Geoffrey FINLAY	2:14.122 77 Mick DWANE
ROW 4	2:11.829 42 Sam SMEETH	2:12.536 64 Arwyn WILLIAMS
ROW 3	2:11.735 25 Peter JENNINGS	2:11.777 68 Jack DWANE
ROW 2	2:10.315 18 Gary EASTWOOD	2:11.598 10 Jacopo SEBASTIANI
ROW 1	2:09.048 7 Shaun BALFE	2:09.403 28 Paul BAILEY
Pole		
		


Silverstone Arena GP
Circuit Length = 5.891 km

These results are provisional until the conclusion of any judicial and technical matters.

Clerk of Course :		Timekeeper :
-------------------	--	--------------

Pirelli Ferrari Open

RACE 2 - GRID

ROW 16	2:34.929 5 Ray FERGUSON	2:38.518 12 Tim INGRAM HILL
ROW 15	2:33.236 35 Mike FURNESS	2:34.151 9 James SHIRLEY
ROW 14	2:29.289 66 Darren LAVERTY	2:29.531 4 Tom MOGRIDGE
ROW 13	2:28.593 8 Vance KEARNEY	2:28.858 22 Paul BROOKS
ROW 12	2:26.582 19 David HATHAWAY	2:27.296 54 Nigel JENKINS
ROW 11	2:24.287 27 Robert MACFARLANE	2:24.297 23 Robin TARRANT-WILLIS
ROW 10	2:17.883 47 Mark McALLISTER	2:23.631 40 Nick KAYE
ROW 9	2:17.036 17 Ian HARTLEY	2:17.283 65 Sean WINDER
ROW 8	2:16.809 38 Toby TARRANT-WILLIS	2:16.830 24 Shamus JENNINGS
ROW 7	2:16.207 6 David TOMLIN	2:16.364 60 Wayne MARRS
ROW 6	2:15.631 21 Jacques DUYVER	2:15.840 26 Ivor DUNBAR
ROW 5	2:14.313 64 Arwyn WILLIAMS	2:14.658 77 Mick DWANE
ROW 4	2:13.002 68 Jack DWANE	2:14.045 2 Geoffrey FINLAY
ROW 3	2:12.349 18 Gary EASTWOOD	2:12.451 42 Sam SMEETH
ROW 2	2:11.841 10 Jacopo SEBASTIANI	2:11.978 25 Peter JENNINGS
ROW 1	2:09.157 7 Shaun BALFE	2:09.520 28 Paul BAILEY
Pole		
		

Silverstone Arena GP
Circuit Length = 5.891 km

These results are provisional until the conclusion of any judicial and technical matters.

Clerk of Course :		Timekeeper :
-------------------	--	--------------

Pirelli Ferrari Open

RACE 1 - CLASSIFICATION

POS	NO	CL	NAME	ENTRY	LAPS	TIME	GAP	DIFF	KPH	BEST	ON
1	7	C4	Shaun BALFE	458/Challenge - Driver	12	26:08.662			162.23	2:09.085	2
2	28	C4	Paul BAILEY	430 GT2 - Driver	12	26:18.011	9.349	9.349	161.27	2:10.412	2
3	18	C4	Gary EASTWOOD	458/Challenge - FF Corse	12	26:18.178	9.516	0.167	161.25	2:10.588	3
4	68	C4	Jack DWANE	458/Challenge - Driver	12	26:49.872	41.210	31.694	158.08	2:12.666	3
5	42	C3	Sam SMEETH	430/Challenge - Driver	12	26:50.905	42.243	1.033	157.98	2:12.766	3
6	77	C4	Mick DWANE	458/Challenge - FF Corse	12	27:07.106	58.444	16.201	156.40	2:13.306	3
7	64	C4	Arwyn WILLIAMS	458 GT3 - JMH	12	27:07.389	58.727	0.283	156.38	2:13.602	8
8	25	C4	Peter JENNINGS	458/Challenge - FF Corse	12	27:13.830	1:05.168	6.441	155.76	2:11.904	7
9	47	C4	Mark McALLISTER	458/Challenge - FF Corse	12	27:37.902	1:29.240	24.072	153.50	2:14.893	10
10	24	C4	Shamus JENNINGS	458/Challenge - FF Corse	12	27:48.726	1:40.064	10.824	152.50	2:16.507	7
11	6	C3	David TOMLIN	430/Challenge - Driver	12	27:51.358	1:42.696	2.632	152.26	2:16.417	11
12	38	C3	Toby TARRANT-WILLIS	430/Challenge - FF Corse	12	27:52.844	1:44.182	1.486	152.13	2:15.093	12
13	26	C4	Ivor DUNBAR	458/Challenge - FF Corse	12	28:01.348	1:52.686	8.504	151.36	2:18.244	12
14	21	C3	Jacques DUYVER	430/Challenge - FF Corse	12	28:04.530	1:55.868	3.182	151.07	2:15.391	3
15	17	C3	Ian HARTLEY	430/Challenge - FF Corse	12	28:05.472	1:56.810	0.942	150.99	2:17.111	8
16	60	C3	Wayne MARRS	360 GTC - Driver	12	28:06.544	1:57.882	1.072	150.89	2:18.375	7
17	65	C4	Sean WINDER	430 GT3 - JMH	11	26:13.101	1 lap	1 lap	148.29	2:19.668	6
18	9	C2	James SHIRLEY	360/Challenge - Driver	11	26:53.010	1 lap	39.909	144.62	2:22.657	6
19	27	C2	Robert MACFARLANE	360/Challenge - Driver	11	26:56.115	1 lap	3.105	144.34	2:24.126	4
20	23	C3	Robin TARRANT-WILLIS	430/Challenge - FF Corse	11	26:57.943	1 lap	1.828	144.18	2:21.392	11
21	54	C1	Nigel JENKINS	F355/Challenge - Driver	11	27:00.838	1 lap	2.895	143.92	2:24.738	10
22	19	C2	David HATHAWAY	360/Challenge - David Hathaway/Quality Logistic	11	27:05.792	1 lap	4.954	143.48	2:25.415	6
23	22	C1	Paul BROOKS	456GT - Fosker Engineering	11	27:29.627	1 lap	23.835	141.41	2:25.702	6
24	12	C2	Tim INGRAM HILL	360/Challenge - Driver	11	27:30.056	1 lap	0.429	141.37	2:25.922	3
25	4	C1	Tom MOGRIDGE	F355/Challenge - Driver	11	28:02.301	1 lap	32.245	138.66	2:30.512	9
26	66	C1	Darren LAVERTY	F355/Challenge - Fosker Engineering	11	28:19.870	1 lap	17.569	137.23	2:29.380	5
27	35	C1	Mike FURNESS	F355/Challenge - Driver	10	26:15.023	2 laps	1 lap	134.64	2:34.604	8

NOT CLASSIFIED

<i>DNF</i> 8	C1	Vance KEARNEY	F355/Challenge - Fosker Engineering	10	24:53.104	2 laps		142.03	2:25.823	7
<i>DNF</i> 40	C2	Nick KAYE	360/Challenge - Fosker Engineering	9	22:52.331	3 laps	1 lap	139.08	2:22.274	5
<i>DNF</i> 5	C1	Ray FERGUSON	F355/Challenge - Driver	6	16:07.617	6 laps	3 laps	131.50	2:33.137	5
<i>DNF</i> 10	I	Jacopo SEBASTIANI	F40 LM - Simpson Motorsport	2	4:43.273	10 laps	4 laps	149.73		
<i>DNF</i> 2	C4	Geoffrey FINLAY	458 GTR - Evolution 2 Motorsport	0						

FASTEST LAP

7	C4	Shaun BALFE	458/Challenge - Driver	2	2:09.085		102.08 mph	164.29 kph		
42	C3	Sam SMEETH	430/Challenge - Driver	3	2:12.766		99.25 mph	159.73 kph		
40	C2	Nick KAYE	360/Challenge - Fosker Engineering	5	2:22.274		92.62 mph	149.06 kph		
54	C1	Nigel JENKINS	F355/Challenge - Driver	10	2:24.738		91.04 mph	146.52 kph		
10	I	Jacopo SEBASTIANI	F40 LM - Simpson Motorsport	0			0.00 mph	0.00 kph		

Cars 21 - 5 Second penalty, Car 66 - 35 Second penalty - Track Limits

Car 21 Drive through penalty - Track Limits

Weather / Track : Bright / Dry

These results are provisional until the conclusion of any judicial and technical matters.

Silverstone Arena GP

Circuit Length = 5.891 km

Start: 17:04 End: 17:33

Clerk of Course :		Timekeeper :	
-------------------	--	--------------	--

Pirelli Ferrari Open

RACE 1 - SECTOR ANALYSIS

2	Geoffrey FINLAY				C4 Evolution 2 Motorsport										
4	Tom MOGRIDGE				C1 Driver										
1 -	187.2	1:16.058	208.9	32.146	147.4	2:46.374	7 -	46.018	192.9	1:13.962	204.9	31.383	148.4	2:31.363	
2 -	46.353	197.4	1:14.467	208.5	31.669	145.0	2:32.489	8 -	46.061	193.5	1:13.784	207.3	31.287	146.4	2:31.132
3 -	46.413	194.9	1:14.161	208.5	31.599	146.2	2:32.173	9 -	45.851	197.8	1:13.251	201.5	31.410	146.4	2:30.512
4 -	46.265	196.4	1:14.156	207.3	31.156	146.6	2:31.577	10 -	45.882	196.7	1:13.621	206.1	31.124	149.1	2:30.627
5 -	46.248	195.3	1:14.794	203.8	31.307	147.0	2:32.349	11 -	46.904	196.4	1:13.726	206.1	31.451	146.2	2:32.081
6 -	46.346	196.0	1:14.239	206.9	31.039	148.7	2:31.624								
5	Ray FERGUSON				C1 Driver										
1 -	170.1	1:17.036	204.5	33.194	137.3	2:55.835	4 -	46.728	192.2	1:14.626	209.3	32.728	138.9	2:34.082	
2 -	47.599	187.8	1:15.889	203.8	32.916	141.3	2:36.404	5 -	46.752	195.7	1:14.416	208.5	31.969	140.6	2:33.137
3 -	47.799	191.2	1:15.473	206.5	32.466	140.0	2:35.738	6 -	47.383	191.8	1:24.302	156.3	In	2:52.421 P	
6	David TOMLIN				C3 Driver										
1 -	214.7	1:07.990	229.8	29.133	159.4	2:26.114	7 -	41.633	225.9	1:07.139	230.8	29.227	160.4	2:17.999	
2 -	41.571	225.9	1:06.759	228.8	29.433	157.3	2:17.763	8 -	41.131	226.9	1:07.286	231.3	30.051	147.2	2:18.468
3 -	42.236	220.0	1:07.810	225.9	29.266	159.2	2:19.312	9 -	44.633	219.5	1:07.601	230.3	29.006	160.1	2:21.240
4 -	41.855	224.5	1:07.395	227.4	29.360	147.0	2:18.610	10 -	41.472	225.9	1:07.065	230.3	28.794	163.6	2:17.331
5 -	42.185	225.0	1:07.314	229.8	29.225	151.9	2:18.724	11 -	41.233	226.9	1:06.854	230.8	28.330	159.9	2:16.417
6 -	42.569	225.0	1:07.965	229.3	29.620	156.3	2:20.154	12 -	42.289	228.3	1:08.172	230.3	28.765	160.4	2:19.226
7	Shaun BALFE				C4 Driver										
1 -	234.3	1:03.376	247.1	27.848	164.6	2:11.724	7 -	39.777	235.8	1:02.922	249.4	27.985	169.3	2:10.684	
2 -	38.865	237.9	1:02.801	247.1	27.419	169.6	2:09.085	8 -	40.012	236.8	1:02.901	249.4	28.101	163.3	2:11.014
3 -	38.819	239.5	1:03.233	245.5	27.447	169.1	2:09.499	9 -	40.575	238.4	1:03.477	249.4	28.622	164.3	2:12.674
4 -	38.905	237.4	1:03.328	247.7	27.513	166.2	2:09.746	10 -	39.789	237.9	1:03.983	244.3	27.965	168.8	2:11.737
5 -	38.859	239.5	1:02.911	247.7	27.522	170.2	2:09.292	11 -	38.896	239.5	1:03.024	247.7	27.741	169.3	2:09.661
6 -	38.692	236.3	1:03.625	248.3	27.683	167.5	2:10.000	12 -	39.165	238.9	1:06.094	246.6	28.287	146.4	2:13.546
8	Vance KEARNEY				C1 Fosker Engineering										
1 -	197.8	1:12.217	213.0	31.020	149.7	2:37.701	6 -	44.276	198.2	1:12.705	203.4	30.187	148.7	2:27.168	
2 -	44.382	195.7	1:13.042	214.7	30.689	147.6	2:28.113	7 -	43.992	200.7	1:11.370	206.5	30.461	148.2	2:25.823
3 -	44.469	201.9	1:12.007	208.5	30.589	148.2	2:27.065	8 -	44.201	198.9	1:11.489	210.1	31.334	148.4	2:27.024
4 -	43.956	201.1	1:12.505	206.9	30.833	141.5	2:27.294	9 -	44.699	182.4	1:11.927	208.1	33.166	138.0	2:29.792
5 -	44.251	199.3	1:12.057	210.1	30.694	146.6	2:27.002	10 -	47.853	192.5	1:14.777	204.5	In	2:36.122 P	
9	James SHIRLEY				C2 Driver										
1 -	206.1	1:12.513	226.4	33.009	142.8	2:42.346	7 -	43.940	214.7	1:09.346	226.4	30.127	151.4	2:23.413	
2 -	44.807	214.3	1:11.866	227.4	32.112	145.4	2:28.785	8 -	43.035	217.3	1:09.180	226.4	32.090	146.4	2:24.305
3 -	44.208	216.0	1:10.260	228.8	31.605	146.6	2:26.073	9 -	44.111	214.3	1:11.072	227.4	31.257	150.1	2:26.440
4 -	43.845	213.9	1:09.453	226.9	30.645	149.3	2:23.943	10 -	44.262	215.6	1:10.299	226.4	30.968	154.3	2:25.529
5 -	43.241	216.4	1:09.391	227.8	31.007	152.7	2:23.639	11 -	44.352	210.9	1:10.487	225.0	31.041	151.6	2:25.880
6 -	43.372	215.6	1:09.014	226.9	30.271	151.2	2:22.657								
10	Jacopo SEBASTIANI				I Simpson Motorsport										
1 -	242.7	1:04.400	257.8	28.550	168.0	2:15.223	2 -	39.668	246.6	1:07.855	183.7	In		2:28.050 P	
12	Tim INGRAM HILL				C2 Driver										
1 -	183.1	1:13.037	218.2	30.877	154.7	2:51.177	7 -	45.034	205.3	1:12.666	215.6	31.057	148.4	2:28.757	
2 -	44.647	201.5	1:11.456	217.3	30.281	152.3	2:26.384	8 -	45.317	206.5	1:12.535	213.9	31.862	149.5	2:29.714
3 -	44.355	207.7	1:10.119	217.7	31.448	153.8	2:25.922	9 -	45.428	196.4	1:13.866	213.9	31.597	150.6	2:30.891
4 -	44.406	206.9	1:11.096	215.6	30.846	148.9	2:26.348	10 -	45.223	206.5	1:11.216	215.1	30.716	151.4	2:27.155
5 -	44.678	207.3	1:11.999	216.0	31.610	149.1	2:28.287	11 -	44.243	209.7	1:10.622	217.7	31.712	153.8	2:26.577
6 -	45.006	208.9	1:12.013	215.1	31.825	146.6	2:28.844								
17	Ian HARTLEY				C3 FF Corse										
1 -	206.5	1:10.760	236.3	30.055	152.3	2:39.353	7 -	41.238	225.0	1:06.965	231.8	29.272	159.2	2:17.475	
2 -	42.892	216.9	1:11.509	230.3	30.191	155.9	2:24.592	8 -	41.116	227.4	1:06.859	230.8	29.136	159.9	2:17.111

Cars 21 - 5 Second penalty, Car 66 - 35 Second penalty - Track Limits
 Car 21 Drive through penalty - Track Limits
 Weather / Track : Bright / Dry

Silverstone Arena GP
 Circuit Length = 5.891 km
 Start: 17:04 End: 17:33

Pirelli Ferrari Open

RACE 1 - SECTOR ANALYSIS

3 -	43.067	220.9	1:06.864	230.8	29.778	159.6	2:19.709	9 -	41.151	224.1	1:06.888	233.8	29.352	157.5	2:17.391
4 -	42.942	220.4	1:07.502	231.3	30.069	157.5	2:20.513	10 -	41.544	226.4	1:07.023	230.8	29.327	157.7	2:17.894
5 -	41.252	225.5	1:06.937	229.8	29.475	159.6	2:17.664	11 -	41.355	225.9	1:07.083	233.8	29.761	156.3	2:18.199
6 -	41.216	225.0	1:07.003	233.3	29.084	159.4	2:17.303	12 -	41.138	225.9	1:07.363	234.8	29.767	153.2	2:18.268
18	Gary EASTWOOD														
	C4 FF Corse														
1 -		232.8	1:04.032	241.1	27.629	164.1	2:12.905	7 -	39.191	234.8	1:05.091	242.2	27.820	170.4	2:12.102
2 -	39.544	233.8	1:03.972	241.6	27.550	170.2	2:11.066	8 -	39.032	235.8	1:04.268	241.6	27.543	171.0	2:10.843
3 -	39.284	233.8	1:03.935	241.1	27.369	168.5	2:10.588	9 -	39.691	230.8	1:03.866	242.7	28.359	168.5	2:11.916
4 -	39.576	233.3	1:04.115	241.6	27.405	172.1	2:11.096	10 -	40.604	229.3	1:04.625	243.2	27.542	168.8	2:12.771
5 -	39.329	234.3	1:03.924	241.1	27.414	167.5	2:10.667	11 -	39.437	235.8	1:03.533	243.8	27.794	166.9	2:10.764
6 -	39.318	235.3	1:05.598	237.9	27.325	171.3	2:12.241	12 -	39.631	231.8	1:03.595	243.8	27.993	169.1	2:11.219
19	David HATHAWAY														
	C2 David Hathaway/Quality Logistic														
1 -		184.0	1:11.753	211.8	30.907	147.2	2:35.363	7 -	44.550	199.6	1:11.843	219.1	30.464	151.4	2:26.857
2 -	44.253	197.1	1:11.475	212.6	31.580	149.5	2:27.308	8 -	44.180	205.3	1:11.007	221.3	30.621	146.8	2:25.808
3 -	43.951	203.4	1:11.135	219.5	30.985	143.6	2:26.071	9 -	47.622	189.8	1:12.207	215.6	31.461	151.4	2:31.290
4 -	44.733	203.0	1:11.742	219.1	30.441	152.1	2:26.916	10 -	44.095	197.8	1:11.897	200.7	31.564	148.4	2:27.556
5 -	43.866	204.9	1:11.313	213.9	30.423	146.0	2:25.602	11 -	44.712	200.7	1:11.685	212.6	31.209	147.8	2:27.606
6 -	44.432	203.8	1:10.766	217.7	30.217	144.6	2:25.415								
21	Jacques DUYVER														
	C3 FF Corse														
1 -		213.0	1:09.887	236.8	29.679	155.4	2:37.141	7 -	41.470	229.3	1:06.004	232.8	28.993	152.3	2:16.467
2 -	42.224	221.8	1:07.091	233.8	28.768	166.4	2:18.083	8 -	41.297	228.8	1:06.875	234.3	28.533	164.1	2:16.705
3 -	40.884	227.4	1:05.644	234.3	28.863	152.1	2:15.391	9 -	42.693	227.4	1:06.215	233.3	28.803	163.6	2:17.711
4 -	42.120	225.5	1:05.967	231.3	28.600	159.2	2:16.687	10 -	40.857	225.0	1:08.898	220.0	In		2:16.025 P
5 -	41.662	227.4	1:07.539	233.3	29.851	152.9	2:19.052	11 -	Out	229.8	1:06.865	232.8	29.987	156.6	2:32.133
6 -	42.379	228.3	1:06.509	234.3	29.446	158.2	2:18.334	12 -	41.215	226.9	1:05.891	236.3	28.695	165.9	2:15.801
22	Paul BROOKS														
	C1 Fosker Engineering														
1 -		190.5	1:12.607	216.4	33.086	136.0	2:40.353	7 -	43.946	213.0	1:10.973	221.8	31.948	149.3	2:26.867
2 -	46.093	203.8	1:12.155	218.2	31.343	143.8	2:29.591	8 -	45.130	208.5	1:12.793	219.1	32.091	146.2	2:30.014
3 -	44.660	206.9	1:10.548	220.4	31.510	151.4	2:26.718	9 -	45.755	200.0	1:14.465	197.8	33.046	143.2	2:33.266
4 -	44.257	210.9	1:11.355	218.2	31.509	145.4	2:27.121	10 -	46.622	199.3	1:13.354	217.3	32.958	141.1	2:32.934
5 -	44.161	211.4	1:11.185	222.7	30.970	151.0	2:26.316	11 -	47.020	205.7	1:11.908	216.0	31.817	144.6	2:30.745
6 -	43.926	213.0	1:11.046	220.9	30.730	151.9	2:25.702								
23	Robin TARRANT-WILLIS														
	C3 FF Corse														
1 -		183.7	1:16.953	215.1	32.141	152.9	2:45.663	7 -	43.580	208.1	1:10.706	227.8	30.130	159.4	2:24.416
2 -	44.605	213.4	1:11.571	227.4	31.527	155.0	2:27.703	8 -	44.050	191.8	1:09.256	229.3	31.327	160.9	2:24.633
3 -	44.835	181.8	1:11.794	226.4	30.700	157.5	2:27.329	9 -	42.872	203.0	1:10.910	206.1	31.885	154.3	2:25.667
4 -	43.435	216.4	1:09.382	231.8	30.850	151.0	2:23.667	10 -	43.712	218.6	1:11.573	230.3	30.276	163.3	2:25.561
5 -	44.045	199.3	1:10.927	223.1	31.346	153.4	2:26.318	11 -	42.688	217.3	1:08.781	230.3	29.923	158.7	2:21.392
6 -	43.536	204.5	1:10.871	228.3	31.187	159.6	2:25.594								
24	Shamus JENNINGS														
	C4 FF Corse														
1 -		209.7	1:08.508	236.8	29.821	161.8	2:27.787	7 -	41.226	231.3	1:06.099	239.5	29.182	160.6	2:16.507
2 -	41.971	228.8	1:07.124	238.9	29.808	156.6	2:18.903	8 -	41.065	231.8	1:06.101	239.5	29.468	152.9	2:16.634
3 -	42.353	227.4	1:07.734	238.9	30.297	156.3	2:20.384	9 -	41.778	231.3	1:06.302	239.5	28.808	162.6	2:16.888
4 -	42.801	222.7	1:06.918	240.0	29.088	162.8	2:18.807	10 -	40.871	232.3	1:09.111	236.8	29.310	160.6	2:19.292
5 -	42.131	228.8	1:07.517	226.9	30.536	155.6	2:20.184	11 -	42.042	230.3	1:06.252	240.0	29.495	161.6	2:17.789
6 -	41.988	229.8	1:06.639	239.5	29.576	159.4	2:18.203	12 -	41.961	231.3	1:06.558	238.9	28.829	160.1	2:17.348
25	Peter JENNINGS														
	C4 FF Corse														
1 -		183.1	1:10.718	221.3	30.986	145.8	2:40.562	7 -	39.956	232.8	1:04.064	240.5	27.884	168.8	2:11.904
2 -	41.823	212.6	1:09.135	224.5	30.058	157.3	2:21.016	8 -	39.752	232.8	1:05.395	240.0	28.071	165.9	2:13.218
3 -	42.092	227.8	1:04.860	238.9	27.895	166.7	2:14.847	9 -	40.350	230.8	1:04.344	240.5	28.097	165.4	2:12.791
4 -	40.070	232.3	1:04.361	242.7	28.182	167.7	2:12.613	10 -	40.690	229.3	1:04.270	240.0	28.014	168.0	2:12.974
5 -	40.045	228.8	1:06.547	238.9	27.486	168.8	2:14.078	11 -	40.233	230.8	1:05.992	233.8	28.061	166.7	2:14.286
6 -	40.299	228.3	1:04.088	238.4	27.877	169.9	2:12.264	12 -	40.601	233.3	1:04.367	240.5	28.309	164.6	2:13.277

Cars 21 - 5 Second penalty, Car 66 - 35 Second penalty - Track Limits
 Car 21 Drive through penalty - Track Limits
 Weather / Track : Bright / Dry

Silverstone Arena GP
 Circuit Length = 5.891 km
 Start: 17:04 End: 17:33

Pirelli Ferrari Open

RACE 1 - SECTOR ANALYSIS

26	Ivor DUNBAR		C4 FF Corse												
1 -	216.9	1:08.592	239.5	29.353	159.4	2:28.306	7 -	41.827	227.8	1:07.104	241.7	29.359	157.0	2:18.290	
2 -	42.145	229.8	1:07.359	240.5	29.232	159.9	2:18.736	8 -	41.791	229.8	1:07.406	239.5	29.294	151.2	2:18.491
3 -	43.851	210.5	1:07.621	239.5	29.248	158.7	2:20.720	9 -	42.503	225.0	1:07.012	240.0	29.819	146.8	2:19.334
4 -	43.071	213.9	1:07.000	238.9	28.553	160.1	2:18.624	10 -	42.657	225.9	1:08.995	227.4	30.365	159.4	2:22.017
5 -	42.088	227.4	1:08.756	236.3	29.494	156.1	2:20.338	11 -	41.599	230.3	1:06.752	240.0	29.929	157.7	2:18.280
6 -	42.873	225.9	1:07.306	239.5	29.789	161.3	2:19.968	12 -	41.695	224.1	1:07.323	239.5	29.226	160.1	2:18.244
27	Robert MACFARLANE		C2 Driver												
1 -	197.1	1:11.609	217.3	30.514	156.6	2:36.189	7 -	43.664	206.1	1:11.158	215.1	30.356	154.3	2:25.178	
2 -	44.461	206.5	1:11.113	204.5	31.735	152.5	2:27.309	8 -	44.642	204.5	1:09.997	213.4	30.245	152.9	2:24.884
3 -	43.480	205.7	1:11.117	216.9	31.035	142.1	2:25.632	9 -	43.370	204.5	1:10.385	214.3	31.221	154.1	2:24.976
4 -	44.479	210.1	1:09.453	214.7	30.194	152.3	2:24.126	10 -	45.765	186.2	1:12.041	213.0	30.910	138.9	2:28.716
5 -	43.485	210.9	1:10.581	214.3	30.653	152.5	2:24.719	11 -	45.764	203.8	1:13.194	207.7	30.859	147.4	2:29.817
6 -	43.351	208.9	1:10.827	214.7	30.391	156.1	2:24.569								
28	Paul BAILEY		C4 Driver												
1 -	238.4	1:03.685	248.8	27.992	169.9	2:12.483	7 -	39.226	239.5	1:03.802	247.7	28.339	166.9	2:11.367	
2 -	39.534	235.3	1:03.043	247.7	27.835	172.1	2:10.412	8 -	39.603	237.9	1:05.820	246.0	28.013	164.3	2:13.436
3 -	39.327	237.4	1:03.449	247.1	27.971	168.0	2:10.747	9 -	39.839	238.4	1:04.403	242.2	28.082	169.1	2:12.324
4 -	39.360	237.9	1:03.968	247.1	27.595	171.3	2:10.923	10 -	40.744	233.3	1:03.608	250.0	28.167	165.1	2:12.519
5 -	39.359	239.5	1:03.173	248.3	27.907	170.7	2:10.439	11 -	39.447	239.5	1:03.568	245.5	28.205	166.7	2:11.220
6 -	39.449	238.9	1:03.686	247.7	27.718	171.3	2:10.853	12 -	39.282	238.4	1:03.707	249.4	28.299	163.3	2:11.288
35	Mike FURNESS		C1 Driver												
1 -	180.3	1:16.294	202.2	32.800	140.6	2:48.433	6 -	47.596	191.2	1:16.673	203.0	33.184	132.0	2:37.453	
2 -	48.713	184.9	1:15.719	200.0	32.955	137.6	2:37.387	7 -	47.608	189.5	1:15.810	203.0	32.296	140.4	2:35.714
3 -	48.542	190.1	1:16.011	198.9	32.798	139.3	2:37.351	8 -	47.692	190.8	1:14.775	204.5	32.137	139.1	2:34.604
4 -	47.848	189.8	1:15.566	202.2	32.510	139.6	2:35.924	9 -	48.441	191.8	1:15.322	202.2	32.629	139.3	2:36.392
5 -	47.997	191.2	1:15.597	203.0	32.121	137.8	2:35.715	10 -	47.466	189.1	1:15.820	204.5	32.764	140.0	2:36.050
38	Toby TARRANT-WILLIS		C3 FF Corse												
1 -	204.5	1:10.659	232.3	30.519	151.4	2:41.197	7 -	41.859	221.3	1:07.271	234.3	29.219	155.6	2:18.349	
2 -	42.603	223.1	1:09.527	231.8	29.558	153.6	2:21.688	8 -	41.184	221.8	1:07.056	234.3	30.881	159.2	2:19.121
3 -	41.722	223.1	1:07.245	230.3	29.181	161.6	2:18.148	9 -	41.488	220.4	1:07.509	235.8	29.851	152.9	2:18.848
4 -	40.858	226.9	1:06.196	231.3	29.014	161.1	2:16.068	10 -	42.635	220.4	1:06.327	230.8	28.772	160.1	2:17.734
5 -	40.732	226.9	1:05.729	232.8	28.661	160.6	2:15.122	11 -	40.899	225.0	1:05.704	232.8	28.537	159.9	2:15.140
6 -	40.981	225.5	1:06.169	233.8	29.186	152.9	2:16.336	12 -	41.241	225.0	1:05.518	231.3	28.334	162.8	2:15.093
40	Nick KAYE		C2 Fosker Engineering												
1 -	199.3	1:10.649	198.5	30.618	148.7	2:33.624	6 -	43.435	208.9	1:09.942	218.6	29.838	151.6	2:23.215	
2 -	43.495	208.1	1:10.607	219.1	30.119	150.1	2:24.221	7 -	43.333	206.1	1:09.589	217.3	29.897	150.3	2:22.819
3 -	43.523	205.7	1:09.972	217.7	30.642	153.2	2:24.137	8 -	43.298	208.1	1:10.042	219.1	30.060	151.6	2:23.400
4 -	44.980	201.9	1:10.461	218.2	30.007	152.1	2:25.448	9 -	1:18.867	94.8	1:34.644	136.4	ln		3:33.193 P
5 -	43.143	208.9	1:09.152	217.7	29.979	153.4	2:22.274								
42	Sam SMEETH		C3 Driver												
1 -	223.6	1:05.313	232.3	28.053	167.5	2:17.408	7 -	39.974	227.8	1:05.750	231.8	27.924	165.4	2:13.648	
2 -	40.107	229.3	1:05.256	233.8	28.050	168.0	2:13.413	8 -	40.311	228.8	1:04.963	232.8	27.931	164.6	2:13.205
3 -	40.279	228.8	1:04.773	231.8	27.714	167.2	2:12.766	9 -	40.167	228.8	1:05.035	232.8	28.334	164.9	2:13.536
4 -	40.117	228.8	1:05.479	232.8	28.072	165.4	2:13.668	10 -	40.028	228.8	1:07.152	228.8	29.818	145.0	2:16.998
5 -	40.536	226.9	1:04.566	232.3	27.790	164.3	2:12.892	11 -	41.917	219.5	1:05.167	233.8	28.740	166.9	2:15.824
6 -	40.313	226.9	1:04.912	231.8	28.229	166.9	2:13.454	12 -	40.688	228.3	1:05.254	235.8	28.151	166.4	2:14.093
47	Mark McALLISTER		C4 FF Corse												
1 -	218.6	1:08.092	237.4	29.622	160.9	2:29.315	7 -	41.916	228.8	1:06.700	235.3	29.459	164.3	2:18.075	
2 -	41.743	228.3	1:07.156	240.5	29.322	160.9	2:18.221	8 -	41.319	231.3	1:06.635	237.4	29.493	160.4	2:17.447
3 -	43.119	224.1	1:06.377	239.5	30.311	157.5	2:19.807	9 -	40.984	227.8	1:05.786	239.5	28.533	167.5	2:15.303
4 -	41.925	228.8	1:05.597	240.5	28.543	165.4	2:16.065	10 -	40.859	228.8	1:05.819	241.1	28.215	165.1	2:14.893
5 -	41.388	229.8	1:06.781	239.5	29.299	159.4	2:17.468	11 -	41.331	230.8	1:05.882	241.1	28.386	166.7	2:15.599
6 -	42.556	225.9	1:07.528	237.9	30.061	162.3	2:20.145	12 -	40.939	231.8	1:06.007	241.1	28.618	165.1	2:15.564

Cars 21 - 5 Second penalty, Car 66 - 35 Second penalty - Track Limits
 Car 21 Drive through penalty - Track Limits
 Weather / Track : Bright / Dry

Silverstone Arena GP
 Circuit Length = 5.891 km
 Start: 17:04 End: 17:33

Pirelli Ferrari Open

RACE 1 - SECTOR ANALYSIS

54	Nigel JENKINS		C1 Driver												
1 -	194.2	1:11.974	208.9	31.445	149.3	2:36.794	7 -	43.946	206.1	1:11.192	209.7	30.821	151.6	2:25.959	
2 -	44.851	204.9	1:13.112	211.8	30.758	147.6	2:28.721	8 -	43.856	204.9	1:10.957	208.1	31.258	148.9	2:26.071
3 -	44.145	203.8	1:11.358	215.1	30.690	151.0	2:26.193	9 -	45.276	204.5	1:11.189	210.9	31.390	148.9	2:27.855
4 -	43.926	206.1	1:11.195	210.5	31.328	145.6	2:26.449	10 -	43.657	205.7	1:10.358	208.5	30.723	153.6	2:24.738
5 -	44.159	205.3	1:10.853	210.1	30.834	150.8	2:25.846	11 -	44.593	203.8	1:10.958	214.7	30.491	150.1	2:26.042
6 -	43.989	205.7	1:11.407	208.5	30.774	150.1	2:26.170								
60	Wayne MARRS		C3 Driver												
1 -	208.9	1:09.265	232.3	29.259	155.0	2:31.979	7 -	42.146	221.8	1:07.082	234.3	29.147	161.6	2:18.375	
2 -	41.967	220.4	1:07.428	232.8	29.781	157.7	2:19.176	8 -	41.423	219.1	1:06.944	233.8	30.319	151.9	2:18.686
3 -	41.924	223.1	1:07.448	231.3	29.839	148.7	2:19.211	9 -	42.268	219.5	1:07.171	233.3	29.889	151.6	2:19.328
4 -	42.257	214.7	1:07.682	233.8	29.731	153.8	2:19.670	10 -	42.889	220.0	1:07.059	233.3	29.634	154.7	2:19.582
5 -	41.804	209.7	1:08.053	233.3	29.420	154.7	2:19.277	11 -	41.497	222.2	1:07.224	233.3	31.747	137.3	2:20.468
6 -	42.161	219.5	1:07.329	232.8	29.290	158.9	2:18.780	12 -	42.828	215.6	1:07.512	231.8	31.672	141.5	2:22.012
64	Arwyn WILLIAMS		C4 JMH												
1 -	215.6	1:06.920	237.4	29.954	164.3	2:24.078	7 -	39.938	233.8	1:05.037	242.2	28.690	163.6	2:13.665	
2 -	41.606	235.3	1:05.636	240.5	29.084	167.7	2:16.326	8 -	40.142	223.6	1:04.937	240.5	28.523	170.2	2:13.602
3 -	41.020	228.3	1:05.654	236.8	29.589	164.9	2:16.263	9 -	40.044	231.8	1:05.581	238.4	28.625	168.5	2:14.250
4 -	40.544	231.3	1:06.008	237.4	29.499	161.6	2:16.051	10 -	40.054	233.8	1:05.087	241.1	28.627	156.1	2:13.768
5 -	40.664	230.3	1:05.989	239.5	29.467	168.8	2:16.120	11 -	41.378	231.8	1:05.327	238.4	28.247	168.0	2:14.952
6 -	40.221	232.8	1:05.344	238.9	28.835	167.7	2:14.400	12 -	40.353	236.3	1:05.147	242.7	28.414	163.1	2:13.914
65	Sean WINDER		C4 JMH												
1 -	202.2	1:12.507	233.3	31.140	153.4	2:38.314	7 -	42.272	227.8	1:07.573	230.8	30.030	159.6	2:19.875	
2 -	43.554	220.9	1:09.434	234.3	29.830	155.4	2:22.818	8 -	42.952	227.4	1:08.002	230.8	30.785	152.1	2:21.739
3 -	43.190	222.7	1:07.354	229.8	30.813	157.7	2:21.357	9 -	42.614	228.3	1:08.164	232.3	30.339	155.0	2:21.117
4 -	43.114	224.5	1:07.988	231.8	31.077	155.2	2:22.179	10 -	42.628	227.4	1:08.713	231.8	30.448	158.7	2:21.789
5 -	42.571	225.0	1:08.593	231.3	29.891	160.4	2:21.055	11 -	42.476	226.9	1:10.288	231.8	30.426	155.2	2:23.190
6 -	42.415	221.3	1:07.784	230.8	29.469	158.4	2:19.668								
66	Darren LAVERTY		C1 Fosker Engineering												
1 -	200.0	1:14.121	215.1	31.947	145.2	2:40.989	7 -	45.188	202.2	1:12.944	210.9	31.445	146.8	2:29.577	
2 -	46.008	203.8	1:13.951	213.9	30.620	146.8	2:30.579	8 -	46.109	201.1	1:12.723	210.9	31.320	148.2	2:30.152
3 -	46.180	202.6	1:12.456	198.9	31.899	148.2	2:30.535	9 -	45.203	201.9	1:12.649	206.5	31.565	145.0	2:29.417
4 -	46.797	201.9	1:12.839	211.4	31.133	152.5	2:30.769	10 -	45.927	197.4	1:14.029	208.5	31.626	148.0	2:31.582
5 -	45.425	201.9	1:12.850	210.1	31.105	145.6	2:29.380	11 -	46.129	198.5	1:13.869	207.7	31.915	142.3	2:31.913
6 -	45.347	203.8	1:13.131	209.7	31.499	147.0	2:29.977								
68	Jack DWANE		C4 Driver												
1 -	225.0	1:05.408	235.3	27.946	164.3	2:16.720	7 -	40.414	231.3	1:06.800	237.9	28.196	164.1	2:15.410	
2 -	40.063	228.8	1:05.710	235.3	27.587	163.8	2:13.360	8 -	39.703	231.8	1:06.062	235.3	27.681	161.8	2:13.446
3 -	39.971	228.3	1:04.742	233.8	27.953	162.1	2:12.666	9 -	40.299	225.5	1:05.111	235.8	28.014	165.4	2:13.424
4 -	40.547	229.3	1:05.380	234.3	28.147	164.6	2:14.074	10 -	40.252	230.8	1:04.791	237.9	29.661	143.6	2:14.704
5 -	41.158	230.3	1:05.167	236.8	27.887	163.1	2:14.212	11 -	41.605	224.1	1:04.841	237.4	28.408	165.1	2:14.854
6 -	39.669	230.3	1:04.885	235.3	28.329	163.3	2:12.883	12 -	40.636	230.3	1:05.776	238.4	27.707	165.4	2:14.119
77	Mick DWANE		C4 FF Corse												
1 -	221.8	1:05.970	242.7	29.386	161.8	2:24.353	7 -	40.334	237.9	1:05.917	244.3	29.644	141.9	2:15.895	
2 -	40.838	232.8	1:05.408	244.3	28.698	167.2	2:14.944	8 -	40.928	230.3	1:04.920	246.0	28.498	163.6	2:14.346
3 -	39.654	237.4	1:04.710	244.9	28.942	164.9	2:13.306	9 -	40.672	231.8	1:06.112	244.3	28.590	164.6	2:15.374
4 -	40.846	230.8	1:04.739	243.8	29.622	160.9	2:15.207	10 -	41.374	232.8	1:06.839	233.3	28.771	161.1	2:16.984
5 -	40.465	234.8	1:04.873	243.8	28.183	166.4	2:13.521	11 -	40.463	236.8	1:06.134	244.9	28.370	164.3	2:14.967
6 -	40.131	234.8	1:05.653	243.8	28.567	164.9	2:14.351	12 -	40.299	235.8	1:05.141	247.1	28.418	162.1	2:13.858

Cars 21 - 5 Second penalty, Car 66 - 35 Second penalty - Track Limits
 Car 21 Drive through penalty - Track Limits
 Weather / Track : Bright / Dry

Silverstone Arena GP
 Circuit Length = 5.891 km
 Start: 17:04 End: 17:33

Pirelli Ferrari Open

RACE 1 - SPEED TRAPS

SECTOR 1				SECTOR 2			FINISH LINE		
POS	NO	NAME	KPH	NO	NAME	KPH	NO	NAME	KPH
1	10	Jacopo SEBASTIANI	246.6	10	Jacopo SEBASTIANI	257.8	18	Gary EASTWOOD	172.1
2	7	Shaun BALFE	239.5	28	Paul BAILEY	250.0	28	Paul BAILEY	172.1
3	28	Paul BAILEY	239.5	7	Shaun BALFE	249.4	7	Shaun BALFE	170.2
4	77	Mick DWANE	237.9	77	Mick DWANE	247.1	64	Arwyn WILLIAMS	170.2
5	64	Arwyn WILLIAMS	236.3	18	Gary EASTWOOD	243.8	25	Peter JENNINGS	169.9
6	18	Gary EASTWOOD	235.8	25	Peter JENNINGS	242.7	10	Jacopo SEBASTIANI	168.0
7	25	Peter JENNINGS	233.3	64	Arwyn WILLIAMS	242.7	42	Sam SMEETH	168.0
8	24	Shamus JENNINGS	232.3	26	Ivor DUNBAR	241.1	47	Mark McALLISTER	167.5
9	47	Mark McALLISTER	231.8	47	Mark McALLISTER	241.1	77	Mick DWANE	167.2
10	68	Jack DWANE	231.8	24	Shamus JENNINGS	240.0	21	Jacques DUYVER	166.4
11	26	Ivor DUNBAR	230.3	68	Jack DWANE	238.4	68	Jack DWANE	165.4
12	21	Jacques DUYVER	229.8	21	Jacques DUYVER	236.8	6	David TOMLIN	163.6
13	42	Sam SMEETH	229.3	17	Ian HARTLEY	236.3	23	Robin TARRANT-WILLIS	163.3
14	6	David TOMLIN	228.3	38	Toby TARRANT-WILLIS	235.8	24	Shamus JENNINGS	162.8
15	65	Sean WINDER	228.3	42	Sam SMEETH	235.8	38	Toby TARRANT-WILLIS	162.8
16	17	Ian HARTLEY	227.4	60	Wayne MARRS	234.3	60	Wayne MARRS	161.6
17	38	Toby TARRANT-WILLIS	226.9	65	Sean WINDER	234.3	26	Ivor DUNBAR	161.3
18	60	Wayne MARRS	223.1	23	Robin TARRANT-WILLIS	231.8	65	Sean WINDER	160.4
19	23	Robin TARRANT-WILLIS	218.6	6	David TOMLIN	231.3	17	Ian HARTLEY	159.9
20	9	James SHIRLEY	217.3	9	James SHIRLEY	228.8	27	Robert MACFARLANE	156.6
21	22	Paul BROOKS	213.0	22	Paul BROOKS	222.7	12	Tim INGRAM HILL	154.7
22	27	Robert MACFARLANE	210.9	19	David HATHAWAY	221.3	9	James SHIRLEY	154.3
23	12	Tim INGRAM HILL	209.7	40	Nick KAYE	219.1	54	Nigel JENKINS	153.6
24	40	Nick KAYE	208.9	12	Tim INGRAM HILL	218.2	40	Nick KAYE	153.4
25	54	Nigel JENKINS	206.1	27	Robert MACFARLANE	217.3	66	Darren LAVERTY	152.5
26	19	David HATHAWAY	205.3	54	Nigel JENKINS	215.1	19	David HATHAWAY	152.1
27	66	Darren LAVERTY	203.8	66	Darren LAVERTY	215.1	22	Paul BROOKS	151.9
28	8	Vance KEARNEY	201.9	8	Vance KEARNEY	214.7	8	Vance KEARNEY	149.7
29	4	Tom MOGRIDGE	197.8	5	Ray FERGUSON	209.3	4	Tom MOGRIDGE	149.1
30	5	Ray FERGUSON	195.7	4	Tom MOGRIDGE	208.9	5	Ray FERGUSON	141.3
31	35	Mike FURNESS	191.8	35	Mike FURNESS	204.5	35	Mike FURNESS	140.6

Cars 21 - 5 Second penalty, Car 66 - 35 Second penalty - Track Limits
 Car 21 Drive through penalty - Track Limits
 Weather / Track : Bright / Dry

Silverstone Arena GP
 Circuit Length = 5.891 km
 Start: 17:04 End: 17:33

Pirelli Ferrari Open

RACE 1 - BEST SECTOR TIMES

SECTOR 1			SECTOR 2			SECTOR 3			IDEAL / BEST COMPARISON								
POS	NO	NAME	TIME	NO	NAME	TIME	NO	NAME	TIME	POS	NO	NAME	IDEAL	BEST	DIFF		
1	7	BALFE	38.692	7	BALFE	1:02.801	18	EASTWOOD	27.325	1	7	BALFE	2:08.912	2:09.085	0.173		
2	18	EASTWOOD	39.032	28	BAILEY	1:03.043	7	BALFE	27.419	2	28	BAILEY	2:09.864	2:10.412	0.548		
3	28	BAILEY	39.226	18	EASTWOOD	1:03.533	25	JENNINGS	27.486	3	18	EASTWOOD	2:09.890	2:10.588	0.698		
4	77	DWANE	39.654	25	JENNINGS	1:04.064	68	DWANE	27.587	4	25	JENNINGS	2:11.302	2:11.904	0.602		
5	10	SEBASTIANI	39.668	10	SEBASTIANI	1:04.400	28	BAILEY	27.595	5	68	DWANE	2:11.998	2:12.666	0.668		
6	68	DWANE	39.669	42	SMEETH	1:04.566	42	SMEETH	27.714	6	42	SMEETH	2:12.254	2:12.766	0.512		
7	25	JENNINGS	39.752	77	DWANE	1:04.710	77	DWANE	28.183	7	77	DWANE	2:12.547	2:13.306	0.759		
8	64	WILLIAMS	39.938	68	DWANE	1:04.742	47	McALLISTER	28.215	8	10	SEBASTIANI	2:12.618				
9	42	SMEETH	39.974	64	WILLIAMS	1:04.937	64	WILLIAMS	28.247	9	64	WILLIAMS	2:13.122	2:13.602	0.480		
10	38	TARRANT-WILLIS	40.732	38	TARRANT-WILLIS	1:05.518	6	TOMLIN	28.330	10	38	TARRANT-WILLIS	2:14.584	2:15.093	0.509		
11	21	DUYVER	40.857	47	McALLISTER	1:05.597	38	TARRANT-WILLIS	28.334	11	47	McALLISTER	2:14.671	2:14.893	0.222		
12	47	McALLISTER	40.859	21	DUYVER	1:05.644	21	DUYVER	28.533	12	21	DUYVER	2:15.034	2:15.391	0.357		
13	24	JENNINGS	40.871	24	JENNINGS	1:06.099	10	SEBASTIANI	28.550	13	24	JENNINGS	2:15.778	2:16.507	0.729		
14	17	HARTLEY	41.116	26	DUNBAR	1:06.752	26	DUNBAR	28.553	14	6	TOMLIN	2:16.220	2:16.417	0.197		
15	6	TOMLIN	41.131	6	TOMLIN	1:06.759	24	JENNINGS	28.808	15	26	DUNBAR	2:16.904	2:18.244	1.340		
16	60	MARRS	41.423	17	HARTLEY	1:06.859	17	HARTLEY	29.084	16	17	HARTLEY	2:17.059	2:17.111	0.052		
17	26	DUNBAR	41.599	60	MARRS	1:06.944	60	MARRS	29.147	17	60	MARRS	2:17.514	2:18.375	0.861		
18	65	WINDER	42.272	65	WINDER	1:07.354	65	WINDER	29.469	18	65	WINDER	2:19.095	2:19.668	0.573		
19	23	TARRANT-WILLIS	42.688	23	TARRANT-WILLIS	1:08.781	40	KAYE	29.838	19	23	TARRANT-WILLIS	2:21.392	2:21.392	0.000		
20	9	SHIRLEY	43.035	9	SHIRLEY	1:09.014	23	TARRANT-WILLIS	29.923	20	40	KAYE	2:22.133	2:22.274	0.141		
21	40	KAYE	43.143	40	KAYE	1:09.152	9	SHIRLEY	30.127	21	9	SHIRLEY	2:22.176	2:22.657	0.481		
22	27	MACFARLANE	43.351	27	MACFARLANE	1:09.453	8	KEARNEY	30.187	22	27	MACFARLANE	2:22.998	2:24.126	1.128		
23	54	JENKINS	43.657	12	INGRAM HILL	1:10.119	27	MACFARLANE	30.194	23	54	JENKINS	2:24.506	2:24.738	0.232		
24	19	HATHAWAY	43.866	54	JENKINS	1:10.358	19	HATHAWAY	30.217	24	12	INGRAM HILL	2:24.643	2:25.922	1.279		
25	22	BROOKS	43.926	22	BROOKS	1:10.548	12	INGRAM HILL	30.281	25	19	HATHAWAY	2:24.849	2:25.415	0.566		
26	8	KEARNEY	43.956	19	HATHAWAY	1:10.766	54	JENKINS	30.491	26	22	BROOKS	2:25.204	2:25.702	0.498		
27	12	INGRAM HILL	44.243	8	KEARNEY	1:11.370	66	LAVERTY	30.620	27	8	KEARNEY	2:25.513	2:25.823	0.310		
28	66	LAVERTY	45.188	66	LAVERTY	1:12.456	22	BROOKS	30.730	28	66	LAVERTY	2:28.264	2:29.380	1.116		
29	4	MOGRIDGE	45.851	4	MOGRIDGE	1:13.251	4	MOGRIDGE	31.039	29	4	MOGRIDGE	2:30.141	2:30.512	0.371		
30	5	FERGUSON	46.728	5	FERGUSON	1:14.416	5	FERGUSON	31.969	30	5	FERGUSON	2:33.113	2:33.137	0.024		
31	35	FURNESS	47.466	35	FURNESS	1:14.775	35	FURNESS	32.121	31	35	FURNESS	2:34.362	2:34.604	0.242		
												Perfect Lap		2:08.818			

Cars 21 - 5 Second penalty, Car 66 - 35 Second penalty - Track Limits
 Car 21 Drive through penalty - Track Limits
 Weather / Track : Bright / Dry

Silverstone Arena GP
 Circuit Length = 5.891 km
 Start: 17:04 End: 17:33

Pirelli Ferrari Open
RACE 1 - LAP CHART

Lap 1			Lap 2			Lap 3			Lap 4			Lap 5		
No	Behind	Laptime	No	Behind	Laptime	No	Behind	Laptime	No	Behind	Laptime	No	Behind	Laptime
7		2:11.724	7		2:09.085	7		2:09.499	7		2:09.746	7		2:09.292
28	0.759	2:12.483	28	2.086	2:10.412	28	3.334	2:10.747	28	4.511	2:10.923	28	5.658	2:10.439
18	1.181	2:12.905	18	3.162	2:11.066	18	4.251	2:10.588	18	5.601	2:11.096	18	6.976	2:10.667
10	3.499	2:15.223	68	9.271	2:13.360	68	12.438	2:12.666	68	16.766	2:14.074	42	20.801	2:12.892
68	4.996	2:16.720	42	10.012	2:13.413	42	13.279	2:12.766	42	17.201	2:13.668	68	21.686	2:14.212
42	5.684	2:17.408	77	18.488	2:14.944	77	22.295	2:13.306	77	27.756	2:15.207	77	31.985	2:13.521
64	12.354	2:24.078	64	19.595	2:16.326	64	26.359	2:16.263	64	32.664	2:16.051	64	39.492	2:16.120
77	12.629	2:24.353	10	22.464	2:28.050 P	6	32.881	2:19.312	6	41.745	2:18.610	6	51.177	2:18.724
6	14.390	2:26.114	6	23.068	2:17.763	24	36.766	2:20.384	47	43.354	2:16.065	47	51.530	2:17.468
24	16.063	2:27.787	24	25.881	2:18.903	47	37.035	2:19.807	24	45.827	2:18.807	25	53.770	2:14.078
26	16.582	2:28.306	26	26.233	2:18.736	26	37.454	2:20.720	26	46.332	2:18.624	24	56.719	2:20.184
47	17.591	2:29.315	47	26.727	2:18.221	60	40.058	2:19.211	21	47.248	2:16.687	21	57.008	2:19.052
60	20.255	2:31.979	60	30.346	2:19.176	21	40.307	2:15.391	25	48.984	2:12.613	26	57.378	2:20.338
40	21.900	2:33.624	21	34.415	2:18.083	25	46.117	2:14.847	60	49.982	2:19.670	60	59.967	2:19.277
19	23.639	2:35.363	40	37.036	2:24.221	38	50.725	2:18.148	38	57.047	2:16.068	38	1:02.877	2:15.122
27	24.465	2:36.189	65	40.323	2:22.818	40	51.674	2:24.137	17	1:04.113	2:20.513	17	1:12.485	2:17.664
54	25.070	2:36.794	25	40.769	2:21.016	65	52.181	2:21.357	65	1:04.614	2:22.179	65	1:16.377	2:21.055
21	25.417	2:37.141	19	41.862	2:27.308	17	53.346	2:19.709	40	1:07.376	2:25.448	40	1:20.358	2:22.274
8	25.977	2:37.701	38	42.076	2:21.688	19	58.434	2:26.071	27	1:13.202	2:24.126	27	1:28.629	2:24.719
65	26.590	2:38.314	27	42.689	2:27.309	27	58.822	2:25.632	19	1:15.604	2:26.916	19	1:31.914	2:25.602
17	27.629	2:39.353	17	43.136	2:24.592	54	1:01.400	2:26.193	54	1:18.103	2:26.449	54	1:34.657	2:25.846
22	28.629	2:40.353	54	44.706	2:28.721	8	1:02.571	2:27.065	8	1:20.119	2:27.294	9	1:35.440	2:23.639
25	28.838	2:40.562	8	45.005	2:28.113	22	1:06.354	2:26.718	9	1:21.093	2:23.943	8	1:37.829	2:27.002
66	29.265	2:40.989	22	49.135	2:29.591	9	1:06.896	2:26.073	22	1:23.729	2:27.121	22	1:40.753	2:26.316
38	29.473	2:41.197	9	50.322	2:28.785	23	1:10.387	2:27.329	23	1:24.308	2:23.667	23	1:41.334	2:26.318
9	30.622	2:42.346	66	50.759	2:30.579	66	1:11.795	2:30.535	12	1:29.777	2:26.348	12	1:48.772	2:28.287
23	33.939	2:45.663	23	52.557	2:27.703	12	1:13.175	2:25.922	66	1:32.818	2:30.769	66	1:52.906	2:29.380
4	34.650	2:46.374	12	56.752	2:26.384	4	1:20.728	2:32.173	4	1:42.559	2:31.577	4	2:05.616	2:32.349
35	36.709	2:48.433	4	58.054	2:32.489	35	1:32.863	2:37.351	35	1:59.041	2:35.924			
12	39.453	2:51.177	35	1:05.011	2:37.387	5	1:37.669	2:35.738	5	2:02.005	2:34.082			
5	44.111	2:55.835	5	1:11.430	2:36.404									

Cars 21 - 5 Second penalty, Car 66 - 35 Second penalty - Track Limits
 Car 21 Drive through penalty - Track Limits
 Weather / Track : Bright / Dry

Silverstone Arena GP
 Circuit Length = 5.891 km
 Start: 17:04 End: 17:33

Pirelli Ferrari Open

RACE 1 - LAP CHART

Lap 6			Lap 7			Lap 8			Lap 9			Lap 10		
No	Behind	Laptime	No	Behind	Laptime	No	Behind	Laptime	No	Behind	Laptime	No	Behind	Laptime
7		2:10.000	7		2:10.684	7		2:11.014	7		2:12.674	7		2:11.737
28	6.511	2:10.853	66	1 LAP	2:29.977	22	1 LAP	2:26.867	9	1 LAP	2:24.305	28	10.048	2:12.519
18	9.217	2:12.241	28	7.194	2:11.367	28	9.616	2:13.436	19	1 LAP	2:25.808	18	10.740	2:12.771
35	1 LAP	2:35.715	18	10.635	2:12.102	18	10.464	2:10.843	54	1 LAP	2:26.071	27	1 LAP	2:24.976
5	1 LAP	2:33.137	4	1 LAP	2:31.624	12	1 LAP	2:28.757	28	9.266	2:12.324	9	1 LAP	2:26.440
42	24.255	2:13.454	42	27.219	2:13.648	66	1 LAP	2:29.577	18	9.706	2:11.916	54	1 LAP	2:27.855
68	24.569	2:12.883	68	29.295	2:15.410	42	29.410	2:13.205	23	1 LAP	2:24.633	19	1 LAP	2:31.290
77	36.336	2:14.351	77	41.547	2:15.895	68	31.727	2:13.446	8	1 LAP	2:27.024	23	1 LAP	2:25.667
64	43.892	2:14.400	35	1 LAP	2:37.453	4	1 LAP	2:31.363	22	1 LAP	2:30.014	8	1 LAP	2:29.792
25	56.034	2:12.264	64	46.873	2:13.665	77	44.879	2:14.346	42	30.272	2:13.536	68	35.444	2:14.704
6	1:01.331	2:20.154	25	57.254	2:11.904	64	49.461	2:13.602	12	1 LAP	2:29.714	42	35.533	2:16.998
47	1:01.675	2:20.145	5	1 LAP	2:52.421 P	25	59.458	2:13.218	68	32.477	2:13.424	22	1 LAP	2:33.266
24	1:04.922	2:18.203	6	1:08.646	2:17.999	35	1 LAP	2:35.714	66	1 LAP	2:30.152	12	1 LAP	2:30.891
21	1:05.342	2:18.334	47	1:09.066	2:18.075	47	1:15.499	2:17.447	77	47.579	2:15.374	77	52.826	2:16.984
26	1:07.346	2:19.968	24	1:10.745	2:16.507	6	1:16.100	2:18.468	64	51.037	2:14.250	64	53.068	2:13.768
60	1:08.747	2:18.780	21	1:11.125	2:16.467	24	1:16.365	2:16.634	4	1 LAP	2:31.132	66	1 LAP	2:29.417
38	1:09.213	2:16.336	26	1:14.952	2:18.290	21	1:16.816	2:16.705	25	59.575	2:12.791	25	1:00.812	2:12.974
17	1:19.788	2:17.303	60	1:16.438	2:18.375	26	1:22.429	2:18.491	47	1:18.128	2:15.303	40	1 LAP	3:33.193 P
65	1:26.045	2:19.668	38	1:16.878	2:18.349	60	1:24.110	2:18.686	24	1:20.579	2:16.888	4	1 LAP	2:30.512
40	1:33.573	2:23.215	17	1:26.579	2:17.475	38	1:24.985	2:19.121	21	1:21.853	2:17.711	47	1:21.284	2:14.893
27	1:43.198	2:24.569	65	1:35.236	2:19.875	17	1:32.676	2:17.111	6	1:24.666	2:21.240	21	1:26.141	2:16.025 P
19	1:47.329	2:25.415	40	1:45.708	2:22.819	65	1:45.961	2:21.739	35	1 LAP	2:34.604	24	1:28.134	2:19.292
9	1:48.097	2:22.657	27	1:57.692	2:25.178	40	1:58.094	2:23.400	26	1:29.089	2:19.334	6	1:30.260	2:17.331
54	1:50.827	2:26.170	9	2:00.826	2:23.413	27	2:11.562	2:24.884	60	1:30.764	2:19.328	38	1:37.156	2:17.734
8	1:54.997	2:27.168	19	2:03.502	2:26.857				38	1:31.159	2:18.848	60	1:38.609	2:19.582
22	1:56.455	2:25.702	54	2:06.102	2:25.959				17	1:37.393	2:17.391	26	1:39.369	2:22.017
23	1:56.928	2:25.594	8	2:10.136	2:25.823				65	1:54.404	2:21.117	17	1:43.550	2:17.894
12	2:07.616	2:28.844	23	2:10.660	2:24.416							35	1 LAP	2:36.392
												65	2:04.456	2:21.789

Cars 21 - 5 Second penalty, Car 66 - 35 Second penalty - Track Limits
 Car 21 Drive through penalty - Track Limits
 Weather / Track : Bright / Dry

Silverstone Arena GP
 Circuit Length = 5.891 km
 Start: 17:04 End: 17:33

Pirelli Ferrari Open

RACE 1 - LAP CHART

Lap 11			Lap 12		
No	Behind	Laptime	No	Behind	Laptime
7		2:09.661	7		2:13.546
28	11.607	2:11.220	65	1 LAP	2:23.190
18	11.843	2:10.764	35	2 LAPS	2:36.050
27	1 LAP	2:28.716	28	9.349	2:11.288
9	1 LAP	2:25.529	18	9.516	2:11.219
54	1 LAP	2:24.738	68	41.210	2:14.119
68	40.637	2:14.854	42	42.243	2:14.093
23	1 LAP	2:25.561	9	1 LAP	2:25.880
42	41.696	2:15.824	27	1 LAP	2:29.817
19	1 LAP	2:27.556	23	1 LAP	2:21.392
8	1 LAP	2:36.122 P	54	1 LAP	2:26.042
77	58.132	2:14.967	19	1 LAP	2:27.606
64	58.359	2:14.952	77	58.444	2:13.858
22	1 LAP	2:32.934	64	58.727	2:13.914
25	1:05.437	2:14.286	25	1:05.168	2:13.277
12	1 LAP	2:27.155	22	1 LAP	2:30.745
66	1 LAP	2:31.582	12	1 LAP	2:26.577
47	1:27.222	2:15.599	47	1:29.240	2:15.564
4	1 LAP	2:30.627	66	1 LAP	2:31.913
24	1:36.262	2:17.789	24	1:40.064	2:17.348
6	1:37.016	2:16.417	6	1:42.696	2:19.226
38	1:42.635	2:15.140	38	1:44.182	2:15.093
26	1:47.988	2:18.280	21	1:50.868	2:15.801
21	1:48.613	2:32.133	26	1:52.686	2:18.244
60	1:49.416	2:20.468	4	1 LAP	2:32.081
17	1:52.088	2:18.199	17	1:56.810	2:18.268
			60	1:57.882	2:22.012

Cars 21 - 5 Second penalty, Car 66 - 35 Second penalty - Track Limits
 Car 21 Drive through penalty - Track Limits
 Weather / Track : Bright / Dry

Silverstone Arena GP
 Circuit Length = 5.891 km
 Start: 17:04 End: 17:33

Pirelli Ferrari Open

RACE 1 - POSITION CHART

No	Name	Pos	Laps												
			1	2	3	4	5	6	7	8	9	10	11	12	
7	Shaun BALFE	1	7	7	7	7	7	7	7	7	7	7	7	7	7
28	Paul BAILEY	2	28	28	28	28	28	28	28	28	28	28	28	28	28
18	Gary EASTWOOD	3	18	18	18	18	18	18	18	18	18	18	18	18	18
10	Jacopo SEBASTIANI	4	10	68	68	68	42	42	42	42	42	68	68	68	68
68	Jack DWANE	5	68	42	42	42	68	68	68	68	68	42	42	42	42
42	Sam SMEETH	6	42	77	77	77	77	77	77	77	77	77	77	77	77
64	Arwyn WILLIAMS	7	64	64	64	64	64	64	64	64	64	64	64	64	64
77	Mick DWANE	8	77	10	6	6	6	25	25	25	25	25	25	25	25
6	David TOMLIN	9	6	6	24	47	47	6	6	47	47	47	47	47	47
24	Shamus JENNINGS	10	24	24	47	24	25	47	47	6	24	21	24	24	24
26	Ivor DUNBAR	11	26	26	26	26	24	24	24	24	21	24	6	6	6
47	Mark McALLISTER	12	47	47	60	21	21	21	21	21	6	6	38	38	38
60	Wayne MARRS	13	60	60	21	25	26	26	26	26	26	38	26	21	21
40	Nick KAYE	14	40	21	25	60	60	60	60	60	60	60	21	26	26
19	David HATHAWAY	15	19	40	38	38	38	38	38	38	38	26	60	17	17
27	Robert MACFARLANE	16	27	65	40	17	17	17	17	17	17	17	17	60	60
54	Nigel JENKINS	17	54	25	65	65	65	65	65	65	65	65	65	65	65
21	Jacques DUYVER	18	21	19	17	40	40	40	40	40	27	27	9	9	9
8	Vance KEARNEY	19	8	38	19	27	27	27	27	27	9	9	27	27	27
65	Sean WINDER	20	65	27	27	19	19	19	9	9	54	54	23	23	23
17	Ian HARTLEY	21	17	17	54	54	54	9	19	19	19	23	54	54	54
22	Paul BROOKS	22	22	54	8	8	9	54	54	54	23	19	19	19	19
25	Peter JENNINGS	23	25	8	22	9	8	8	8	23	8	8	22	22	22
66	Darren LAVERTY	24	66	22	9	22	22	22	23	8	22	22	12	12	12
38	Toby TARRANT-WILLIS	25	38	9	23	23	23	23	22	22	12	12	66	66	66
9	James SHIRLEY	26	9	66	66	12	12	12	12	12	66	66	4	4	4
23	Robin TARRANT-WILLIS	27	23	23	12	66	66	66	66	66	40	4	4	4	4
4	Tom MOGRIDGE	28	4	12	4	4	4	4	4	4	4	35	35	35	35
35	Mike FURNESS	29	35	4	35	35	35	35	35	35	35	35	35	35	35
12	Tim INGRAM HILL	30	12	35	5	5	5	5	5	5	5	5	5	5	5
5	Ray FERGUSON	31	5	5	5	5	5	5	5	5	5	5	5	5	5

Cars 21 - 5 Second penalty, Car 66 - 35 Second penalty - Track Limits
 Car 21 Drive through penalty - Track Limits
 Weather / Track : Bright / Dry

Silverstone Arena GP
 Circuit Length = 5.891 km
 Start: 17:04 End: 17:33

Pirelli Ferrari Open

RACE 2 - CLASSIFICATION

POS	NO	CL	NAME	ENTRY	LAPS	TIME	GAP	DIFF	KPH	BEST	ON
1	18	C4	Gary EASTWOOD	458/Challenge - FF Corse	12	26:15.096			161.57	2:09.919	7
2	28	C4	Paul BAILEY	430 GT2 - Driver	12	26:19.548	4.452	4.452	161.11	2:10.209	6
3	7	C4	Shaun BALFE	458/Challenge - Driver	12	26:51.473	36.377	31.925	157.92	2:09.494	3
4	42	C3	Sam SMEETH	430/Challenge - Driver	12	26:54.803	39.707	3.330	157.59	2:12.801	3
5	25	C4	Peter JENNINGS	458/Challenge - FF Corse	12	26:58.654	43.558	3.851	157.22	2:11.866	7
6	21	C3	Jacques DUYVER	430/Challenge - FF Corse	12	27:25.207	1:10.111	26.553	154.68	2:15.029	7
7	6	C3	David TOMLIN	430/Challenge - Driver	12	27:26.275	1:11.179	1.068	154.58	2:15.771	6
8	24	C4	Shamus JENNINGS	458/Challenge - FF Corse	12	27:27.568	1:12.472	1.293	154.46	2:15.692	10
9	26	C4	Ivor DUNBAR	458/Challenge - FF Corse	12	27:28.163	1:13.067	0.595	154.40	2:15.636	2
10	47	C4	Mark McALLISTER	458/Challenge - FF Corse	12	27:44.962	1:29.866	16.799	152.85	2:15.500	12
11	38	C3	Toby TARRANT-WILLIS	430/Challenge - FF Corse	12	27:46.542	1:31.446	1.580	152.70	2:15.160	11
12	17	C3	Ian HARTLEY	430/Challenge - FF Corse	12	28:15.783	2:00.687	29.241	150.07	2:18.724	6
13	65	C4	Sean WINDER	430 GT3 - JMH	12	28:17.473	2:02.377	1.690	149.92	2:17.210	11
14	60	C3	Wayne MARRS	360 GTC - Driver	12	28:32.862	2:17.766	15.389	148.57	2:20.952	2
15	40	C2	Nick KAYE	360/Challenge - Fosker Engineering	11	26:37.769	1 lap	1 lap	146.00	2:23.264	3
16	27	C2	Robert MACFARLANE	360/Challenge - Driver	11	26:41.007	1 lap	3.238	145.71	2:23.734	3
17	23	C3	Robin TARRANT-WILLIS	430/Challenge - FF Corse	11	26:42.367	1 lap	1.360	145.58	2:19.422	11
18	54	C1	Nigel JENKINS	F355/Challenge - Driver	11	27:00.800	1 lap	18.433	143.93	2:24.865	7
19	19	C2	David HATHAWAY	360/Challenge - David Hathaway/Quality Logistic	11	27:12.845	1 lap	12.045	142.86	2:26.095	5
20	12	C2	Tim INGRAM HILL	360/Challenge - Driver	11	27:27.265	1 lap	14.420	141.61	2:25.699	10
21	66	C1	Darren LAVERTY	F355/Challenge - Fosker Engineering	11	27:29.697	1 lap	2.432	141.40	2:26.447	3
22	8	C1	Vance KEARNEY	F355/Challenge - Fosker Engineering	11	27:30.226	1 lap	0.529	141.36	2:25.770	10
23	4	C1	Tom MOGRIDGE	F355/Challenge - Driver	11	28:29.436	1 lap	59.210	136.46	2:32.155	7
24	9	C2	James SHIRLEY	360/Challenge - Driver	9	27:21.721	3 laps	2 laps	116.26	2:20.717	5

NOT CLASSIFIED

<i>DNF</i> 77	C4	Mick DWANE	458/Challenge - FF Corse	9	20:36.899	3 laps			154.31	2:12.591	3
<i>DNF</i> 5	C1	Ray FERGUSON	F355/Challenge - Driver	7	18:28.210	5 laps	2 laps	133.95	2:35.646	3	
<i>DNF</i> 22	C1	Paul BROOKS	456GT - Fosker Engineering	6	14:49.912	6 laps	1 lap	142.98	2:24.778	6	
<i>DNF</i> 10	I	Jacopo SEBASTIANI	F40 LM - Simpson Motorsport	3	6:31.618	9 laps	3 laps	162.46	2:09.252	3	
<i>DNF</i> 64	C4	Arwyn WILLIAMS	458 GT3 - JMH	0							
<i>DQ</i> 68	C4	Jack DWANE	458/Challenge - Driver	0							

FASTEST LAP

10	I	Jacopo SEBASTIANI	F40 LM - Simpson Motorsport	3	2:09.252	101.95 mph	164.07 kph
7	C4	Shaun BALFE	458/Challenge - Driver	3	2:09.494	101.76 mph	163.77 kph
42	C3	Sam SMEETH	430/Challenge - Driver	3	2:12.801	99.22 mph	159.69 kph
9	C2	James SHIRLEY	360/Challenge - Driver	5	2:20.717	93.64 mph	150.71 kph
22	C1	Paul BROOKS	456GT - Fosker Engineering	6	2:24.778	91.02 mph	146.48 kph

Car 77 & 42- 5 Second penalty, Car 7 - 35 Second penalty - Track Limits
Car 68 - Excluded from Results - Yellow flag infringements

Weather / Track : Cloudy / Dry

These results are provisional until the conclusion of any judicial and technical matters.

Silverstone Arena GP
Circuit Length = 5.891 km
Start: 12:49 End: 13:17

Clerk of Course :	Timekeeper :
-------------------	--------------

Pirelli Ferrari Open

RACE 2 - SECTOR ANALYSIS

4	Tom MOGRIDGE				C1 Driver										
1 -	184.3	1:15.292	208.9	32.389	146.6	2:46.232	7 -	46.383	197.4	1:14.176	204.9	31.596	146.8	2:32.155	
2 -	47.423	194.6	1:15.627	203.4	32.232	146.6	2:35.282	8 -	48.782	195.7	1:15.097	204.9	31.595	146.6	2:35.474
3 -	46.853	193.5	1:16.361	201.9	32.362	142.8	2:35.576	9 -	46.241	196.0	1:15.510	204.5	31.661	147.0	2:33.412
4 -	46.967	182.1	1:16.568	201.5	32.413	143.8	2:35.948	10 -	46.274	195.7	1:15.018	205.7	31.537	148.0	2:32.829
5 -	46.811	191.5	1:15.860	203.0	31.848	144.2	2:34.519	11 -	46.751	192.9	1:15.089	204.5	31.689	146.2	2:33.529
6 -	46.585	197.1	1:15.856	203.8	32.039	145.6	2:34.480								
5	Ray FERGUSON				C1 Driver										
1 -	180.0	1:14.931	203.0	32.712	144.6	2:46.972	5 -	47.762	191.2	1:15.808	194.9	33.752	138.0	2:37.322	
2 -	48.887	192.5	1:16.280	204.9	32.867	135.9	2:38.034	6 -	47.553	191.8	1:15.646	198.2	33.116	133.5	2:36.315
3 -	47.017	191.5	1:15.572	200.0	33.057	143.8	2:35.646	7 -	47.145	191.2	1:17.877	199.6	33.113	140.6	2:38.135
4 -	47.388	185.2	1:15.379	203.8	33.019	142.6	2:35.786								
6	David TOMLIN				C3 Driver										
1 -	212.2	1:07.397	225.0	28.982	155.4	2:24.370	7 -	40.707	227.4	1:06.383	231.8	28.825	154.1	2:15.915	
2 -	40.807	227.4	1:06.308	227.8	28.869	161.1	2:15.984	8 -	41.170	227.4	1:06.933	232.3	28.643	161.8	2:16.746
3 -	40.913	227.4	1:06.542	229.8	28.793	158.2	2:16.248	9 -	42.691	222.2	1:06.904	227.8	28.817	158.7	2:18.412
4 -	41.202	227.4	1:06.555	229.8	28.609	159.9	2:16.366	10 -	40.763	228.8	1:06.265	231.3	28.939	155.2	2:15.967
5 -	41.068	226.4	1:06.827	228.3	29.243	159.4	2:17.138	11 -	40.856	229.3	1:06.247	231.8	29.603	152.9	2:16.706
6 -	40.683	228.3	1:06.351	228.8	28.737	157.5	2:15.771	12 -	40.942	228.8	1:07.167	233.3	28.543	158.0	2:16.652
7	Shaun BALFE				C4 Driver										
1 -	237.4	1:03.362	243.2	27.809	170.7	2:11.422	7 -	39.357	238.9	1:03.112	246.6	27.826	168.8	2:10.295	
2 -	39.492	236.8	1:02.892	245.5	27.448	168.5	2:09.832	8 -	42.036	225.5	1:04.517	247.7	27.838	169.1	2:14.391
3 -	39.037	238.4	1:02.946	244.9	27.511	169.1	2:09.494	9 -	39.915	239.5	1:04.287	247.1	27.845	169.3	2:12.047
4 -	39.322	237.9	1:03.164	246.0	27.495	167.2	2:09.981	10 -	39.727	238.4	1:03.721	247.7	28.297	170.4	2:11.745
5 -	39.525	237.9	1:04.013	246.0	28.261	168.0	2:11.799	11 -	39.131	241.1	1:03.513	248.3	28.012	169.3	2:10.656
6 -	39.551	237.9	1:05.102	246.0	28.282	168.0	2:12.935	12 -	39.088	241.6	1:04.436	242.7	28.352	157.0	2:11.876
8	Vance KEARNEY				C1 Fosker Engineering										
1 -	171.4	1:12.028	210.5	30.381	147.4	2:39.710	7 -	45.600	195.3	1:12.431	194.9	30.472	146.6	2:28.503	
2 -	45.020	202.6	1:11.706	211.4	30.245	149.7	2:26.971	8 -	44.835	197.1	1:12.554	203.8	31.138	150.1	2:28.527
3 -	44.566	196.0	1:11.369	210.9	30.429	149.9	2:26.364	9 -	44.714	199.3	1:12.412	207.3	30.591	149.5	2:27.717
4 -	48.349	196.0	1:12.405	204.9	30.842	149.3	2:31.596	10 -	44.035	201.9	1:11.558	207.3	30.177	149.3	2:25.770
5 -	52.214	193.2	1:14.887	205.7	31.432	148.0	2:38.533	11 -	44.097	199.3	1:12.483	209.7	30.297	147.4	2:26.877
6 -	45.574	195.3	1:13.272	209.3	30.812	146.6	2:29.658								
9	James SHIRLEY				C2 Driver										
1 -	207.3	1:11.830	225.0	31.856	150.6	2:38.585	6 -	49.689	211.4	1:18.770	132.4	In		3:03.650 P	
2 -	43.308	216.9	1:10.092	227.4	30.686	151.6	2:24.086	7 -	Out	177.6	1:24.962	183.1	34.239	137.1	7:02.044
3 -	44.014	213.4	1:10.464	225.0	31.399	154.1	2:25.877	8 -	48.882	190.8	1:13.972	214.3	33.021	147.0	2:35.875
4 -	42.563	217.7	1:09.629	225.0	30.693	151.9	2:22.885	9 -	44.931	210.9	1:11.732	213.9	31.339	148.2	2:28.002
5 -	42.525	218.2	1:08.334	227.4	29.858	152.5	2:20.717								
10	Jacopo SEBASTIANI				I Simpson Motorsport										
1 -	251.7	1:03.445	258.4	28.652	172.1	2:13.093	3 -	38.961	254.7	1:02.181	254.1	28.110	169.6	2:09.252	
2 -	38.980	252.9	1:02.408	260.2	27.885	171.0	2:09.273								
12	Tim INGRAM HILL				C2 Driver										
1 -	195.3	1:12.941	216.9	31.601	137.6	2:41.705	7 -	45.364	201.9	1:12.237	215.1	30.787	146.8	2:28.388	
2 -	44.667	208.9	1:10.955	216.4	30.842	149.3	2:26.464	8 -	44.490	208.9	1:11.272	210.9	30.842	151.6	2:26.604
3 -	43.893	208.5	1:11.153	216.4	31.210	150.3	2:26.256	9 -	44.086	207.7	1:12.795	212.6	30.810	151.9	2:27.691
4 -	46.057	204.5	1:11.915	217.7	31.360	146.2	2:29.332	10 -	44.221	209.3	1:10.656	215.6	30.822	151.2	2:25.699
5 -	52.944	197.4	1:14.973	207.7	31.262	145.8	2:39.179	11 -	43.893	209.3	1:11.268	216.4	31.199	154.1	2:26.360
6 -	46.444	208.1	1:11.984	212.2	31.159	145.4	2:29.587								
17	Ian HARTLEY				C3 FF Corse										
1 -	211.4	1:09.387	234.3	30.017	158.4	2:28.331	7 -	44.438	223.6	1:07.538	229.3	29.757	158.0	2:21.733	
2 -	42.127	222.2	1:08.357	232.8	30.168	157.5	2:20.652	8 -	41.833	225.0	1:07.233	228.3	29.952	159.6	2:19.018
3 -	43.306	220.0	1:10.624	228.8	32.024	152.1	2:25.954	9 -	41.881	226.9	1:07.542	230.3	29.805	160.4	2:19.228

Car 77 & 42- 5 Second penalty - Track Limits

Weather / Track : Cloudy / Dry

Silverstone Arena GP
Circuit Length = 5.891 km
Start: 12:49 End: 13:17

Pirelli Ferrari Open

RACE 2 - SECTOR ANALYSIS

4 -	42.342	225.0	1:08.115	229.8	29.888	158.2	2:20.345	10 -	42.075	224.1	1:07.806	227.4	30.289	157.0	2:20.170
5 -	41.023	226.9	1:07.528	227.4	30.179	155.9	2:18.730	11 -	42.001	224.5	1:08.999	227.8	30.271	153.8	2:21.271
6 -	41.325	225.0	1:07.956	229.8	29.443	158.0	2:18.724	12 -	41.700	220.9	1:08.541	226.4	31.386	132.8	2:21.627
18	Gary EASTWOOD				C4 FF Corse										
1 -		228.3	1:04.329	240.5	27.908	169.3	2:14.319	7 -	39.208	232.8	1:03.135	242.7	27.576	171.0	2:09.919
2 -	39.419	232.8	1:03.747	240.5	27.878	169.3	2:11.044	8 -	39.753	225.0	1:03.779	241.1	27.657	168.8	2:11.189
3 -	39.201	234.8	1:03.915	238.4	28.023	167.7	2:11.139	9 -	40.288	232.8	1:04.003	241.6	27.674	167.5	2:11.965
4 -	38.923	231.3	1:04.017	240.5	27.513	171.0	2:10.453	10 -	40.371	231.3	1:03.886	241.1	27.770	171.3	2:12.027
5 -	38.980	234.8	1:04.016	240.0	27.647	169.3	2:10.643	11 -	39.333	234.8	1:03.816	241.1	27.659	171.0	2:10.808
6 -	39.173	235.8	1:03.782	240.5	27.649	169.3	2:10.604	12 -	39.241	236.3	1:03.894	241.1	27.851	163.3	2:10.986
19	David HATHAWAY				C2 David Hathaway/Quality Logistic										
1 -		182.4	1:12.650	210.1	31.035	146.8	2:35.197	7 -	49.410	193.5	1:11.892	215.1	30.942	147.4	2:32.244
2 -	44.201	194.6	1:10.926	213.9	31.478	145.6	2:26.605	8 -	44.831	203.4	1:13.026	206.1	31.184	149.3	2:29.041
3 -	44.825	203.8	1:11.667	210.5	31.605	145.4	2:28.097	9 -	44.501	200.0	1:12.275	206.9	31.145	150.1	2:27.921
4 -	44.828	191.8	1:11.039	220.9	30.933	151.2	2:26.800	10 -	44.595	201.9	1:11.188	203.4	31.171	150.1	2:26.954
5 -	43.664	203.4	1:11.026	217.3	31.405	140.4	2:26.095	11 -	44.546	196.4	1:11.232	212.2	31.328	144.4	2:27.106
6 -	44.697	210.1	1:10.625	208.9	31.463	146.4	2:26.785								
21	Jacques DUYVER				C3 FF Corse										
1 -		216.0	1:06.540	229.8	28.542	165.9	2:22.228	7 -	40.880	228.3	1:05.756	232.8	28.393	162.1	2:15.029
2 -	41.531	227.8	1:06.048	233.3	28.395	165.1	2:15.974	8 -	41.846	223.1	1:06.585	231.3	28.509	163.1	2:16.940
3 -	41.056	228.3	1:06.241	227.8	28.536	158.9	2:15.833	9 -	43.899	226.9	1:06.264	232.3	28.483	165.9	2:18.646
4 -	42.177	222.2	1:06.427	233.3	28.440	166.2	2:17.044	10 -	41.368	228.3	1:06.627	230.8	28.945	163.3	2:16.940
5 -	40.831	226.9	1:06.798	230.3	28.475	157.0	2:16.104	11 -	41.721	223.6	1:05.705	232.8	29.219	159.6	2:16.645
6 -	41.411	227.4	1:06.117	232.3	28.626	152.9	2:16.154	12 -	41.363	224.1	1:07.574	233.8	28.733	161.8	2:17.670
22	Paul BROOKS				C1 Fosker Engineering										
1 -		179.1	1:11.767	222.7	30.917	153.6	2:44.962	4 -	44.132	211.8	1:09.974	222.2	30.818	148.2	2:24.924
2 -	43.978	207.3	1:10.266	222.2	30.599	149.7	2:24.843	5 -	44.174	210.9	1:10.324	219.5	30.727	147.6	2:25.225
3 -	44.013	212.6	1:10.363	222.7	30.804	148.7	2:25.180	6 -	43.865	212.2	1:10.318	218.6	30.595	148.7	2:24.778
23	Robin TARRANT-WILLIS				C3 FF Corse										
1 -		171.2	1:15.099	219.5	32.087	152.5	2:44.315	7 -	43.869	198.2	1:10.133	228.3	29.796	163.1	2:23.798
2 -	45.716	209.3	1:12.112	221.8	30.997	154.7	2:28.825	8 -	42.756	210.1	1:08.673	229.8	29.378	161.8	2:20.807
3 -	44.229	217.3	1:10.749	228.3	30.823	152.7	2:25.801	9 -	44.067	219.5	1:09.208	228.3	29.748	163.6	2:23.023
4 -	43.730	213.0	1:10.568	228.3	30.874	157.0	2:25.172	10 -	42.254	221.8	1:07.997	229.3	29.728	161.6	2:19.979
5 -	49.418	202.6	1:08.989	228.3	29.795	163.1	2:28.202	11 -	42.346	219.1	1:07.797	231.8	29.279	165.4	2:19.422
6 -	42.596	217.3	1:09.552	225.9	30.875	159.2	2:23.023								
24	Shamus JENNINGS				C4 FF Corse										
1 -		213.0	1:07.343	238.4	29.108	163.8	2:24.720	7 -	40.881	232.8	1:06.359	240.5	29.025	159.2	2:16.265
2 -	41.308	230.3	1:05.883	239.5	29.093	161.6	2:16.284	8 -	41.022	219.1	1:08.049	241.1	28.661	156.8	2:17.732
3 -	41.044	233.3	1:06.004	233.8	28.867	162.3	2:15.915	9 -	42.438	225.0	1:05.709	240.5	28.600	159.9	2:16.747
4 -	41.481	213.4	1:07.641	238.9	28.715	163.3	2:17.837	10 -	40.320	232.3	1:06.366	238.9	29.006	163.1	2:15.692
5 -	40.776	231.8	1:06.028	240.0	29.240	161.8	2:16.044	11 -	41.157	232.3	1:06.000	241.1	29.495	152.5	2:16.652
6 -	40.983	232.8	1:06.373	238.9	28.599	161.8	2:15.955	12 -	41.311	232.8	1:06.584	233.3	29.830	157.3	2:17.725
25	Peter JENNINGS				C4 FF Corse										
1 -		228.3	1:05.805	241.1	28.507	166.4	2:18.928	7 -	39.714	232.8	1:04.161	240.0	27.991	164.6	2:11.866
2 -	40.207	232.8	1:04.878	241.1	28.078	163.6	2:13.163	8 -	39.789	236.3	1:04.828	241.1	28.079	167.7	2:12.696
3 -	40.014	222.2	1:04.191	240.5	28.252	163.3	2:12.457	9 -	39.917	232.8	1:05.080	241.1	28.112	167.2	2:13.109
4 -	40.004	233.8	1:04.184	241.1	28.612	166.2	2:12.800	10 -	41.081	233.3	1:06.116	240.5	28.459	167.7	2:15.656
5 -	40.416	230.3	1:05.447	241.1	28.681	163.6	2:14.544	11 -	40.074	233.3	1:06.839	237.9	28.428	166.2	2:15.341
6 -	40.262	230.3	1:13.710	239.5	27.865	166.2	2:21.837	12 -	40.263	233.3	1:06.605	236.8	29.389	159.6	2:16.257
26	Ivor DUNBAR				C4 FF Corse										
1 -		222.2	1:06.734	238.9	28.250	166.2	2:20.288	7 -	41.191	228.3	1:07.127	238.4	28.570	160.4	2:16.888
2 -	40.443	230.3	1:05.983	239.5	29.210	156.1	2:15.636	8 -	41.343	209.3	1:06.628	240.5	28.615	160.1	2:16.586
3 -	42.111	226.4	1:06.573	238.4	28.750	159.2	2:17.434	9 -	44.011	226.9	1:05.568	237.4	28.478	164.6	2:18.057
4 -	41.410	210.5	1:06.828	238.9	28.796	165.6	2:17.034	10 -	41.338	231.3	1:06.623	239.5	28.886	166.2	2:16.847
5 -	40.894	217.3	1:06.761	239.5	28.788	160.1	2:16.443	11 -	41.667	217.3	1:05.722	240.5	29.636	152.1	2:17.025

Car 77 & 42- 5 Second penalty - Track Limits

Weather / Track : Cloudy / Dry

Silverstone Arena GP
Circuit Length = 5.891 km
Start: 12:49 End: 13:17

Pirelli Ferrari Open

RACE 2 - SECTOR ANALYSIS

6 -	41.057	229.3	1:06.210	240.0	28.705	159.6	2:15.972	12 -	40.881	231.3	1:08.468	237.9	30.604	149.1	2:19.953		
27	Robert MACFARLANE															C2 Driver	
1 -		187.2	1:10.697	217.7	30.375	156.6	2:31.987	7 -	44.029	207.7	1:10.792	214.7	30.351	153.2	2:25.172		
2 -	42.958	209.7	1:10.924	214.3	30.611	155.2	2:24.493	8 -	43.487	201.5	1:11.048	216.4	30.413	154.5	2:24.948		
3 -	43.392	208.9	1:10.239	214.7	30.103	158.4	2:23.734	9 -	43.549	208.1	1:10.518	215.1	30.117	151.9	2:24.184		
4 -	43.654	201.5	1:11.045	213.0	30.823	155.2	2:25.522	10 -	44.146	211.8	1:10.448	215.6	30.837	153.4	2:25.431		
5 -	43.729	206.9	1:10.986	213.0	30.737	154.1	2:25.452	11 -	43.598	208.5	1:10.176	216.0	30.976	148.4	2:24.750		
6 -	43.743	203.4	1:10.955	213.0	30.636	151.0	2:25.334										
28	Paul BAILEY															C4 Driver	
1 -		225.5	1:04.648	248.8	28.077	170.4	2:15.083	7 -	39.958	240.5	1:03.479	247.1	28.332	164.1	2:11.769		
2 -	38.890	241.1	1:03.938	247.7	27.839	171.3	2:10.667	8 -	39.571	241.1	1:04.316	247.7	27.912	171.8	2:11.799		
3 -	39.096	239.5	1:04.089	247.7	28.570	168.3	2:11.755	9 -	39.272	240.0	1:03.988	247.1	28.302	166.4	2:11.562		
4 -	39.048	236.8	1:04.599	247.1	28.017	169.9	2:11.664	10 -	39.421	240.0	1:03.476	247.1	27.924	169.6	2:10.821		
5 -	39.567	238.4	1:03.148	248.3	27.819	172.1	2:10.534	11 -	39.175	241.1	1:05.045	246.0	27.988	168.0	2:12.208		
6 -	38.963	241.6	1:02.990	247.7	28.256	170.4	2:10.209	12 -	39.740	239.5	1:03.650	247.1	28.087	169.6	2:11.477		
38	Toby TARRANT-WILLIS															C3 FF Corse	
1 -		213.9	1:08.306	233.3	28.873	162.1	2:25.875	7 -	40.880	223.1	1:06.122	231.3	28.682	159.2	2:15.684		
2 -	40.637	227.8	1:06.128	229.3	28.779	156.8	2:15.544	8 -	40.997	229.3	1:07.320	230.3	28.597	160.9	2:16.914		
3 -	41.023	229.8	1:06.198	232.3	28.878	160.1	2:16.099	9 -	1:04.329	210.5	1:06.217	226.9	29.155	159.2	2:39.701		
4 -	41.424	204.2	1:07.705	231.8	28.882	158.2	2:18.011	10 -	40.363	229.3	1:06.580	228.3	28.618	158.9	2:15.561		
5 -	40.570	226.4	1:06.338	231.3	28.723	158.9	2:15.631	11 -	40.593	228.8	1:05.759	231.8	28.808	159.9	2:15.160		
6 -	41.116	227.8	1:06.641	230.3	28.692	154.1	2:16.449	12 -	41.397	226.9	1:05.445	231.8	29.071	163.1	2:15.913		
40	Nick KAYE															C2 Fosker Engineering	
1 -		199.3	1:10.417	219.5	29.752	149.9	2:30.850	7 -	43.460	205.3	1:10.624	215.6	30.385	150.1	2:24.469		
2 -	43.454	204.9	1:10.577	219.5	30.236	152.1	2:24.267	8 -	43.726	201.5	1:11.089	211.8	30.774	153.6	2:25.589		
3 -	43.090	204.2	1:10.097	219.5	30.077	151.4	2:23.264	9 -	43.504	206.9	1:11.614	213.4	30.938	150.6	2:26.056		
4 -	43.504	203.4	1:09.931	219.1	29.959	153.6	2:23.394	10 -	44.116	204.9	1:11.203	218.6	30.235	152.5	2:25.554		
5 -	43.147	201.9	1:10.523	217.7	30.358	151.2	2:24.028	11 -	44.025	200.4	1:10.993	216.0	30.778	147.0	2:25.796		
6 -	43.261	199.3	1:10.723	216.4	30.518	156.3	2:24.502										
42	Sam SMEETH															C3 Driver	
1 -		224.5	1:05.641	233.8	28.316	163.6	2:17.278	7 -	40.048	229.3	1:04.715	233.3	28.506	165.6	2:13.269		
2 -	39.923	229.3	1:04.915	231.3	28.150	166.4	2:12.988	8 -	40.170	229.8	1:04.848	232.8	28.225	165.9	2:13.243		
3 -	40.034	229.8	1:04.712	232.8	28.055	166.7	2:12.801	9 -	40.201	229.3	1:05.197	233.3	28.397	158.2	2:13.795		
4 -	40.328	225.9	1:04.940	235.3	28.312	164.1	2:13.580	10 -	40.755	229.3	1:06.448	233.3	28.138	164.6	2:15.341		
5 -	40.793	221.8	1:05.801	230.8	28.397	164.3	2:14.991	11 -	40.526	229.8	1:04.893	234.3	27.990	165.9	2:13.409		
6 -	40.436	225.0	1:07.233	233.3	28.029	166.9	2:15.698	12 -	40.234	229.8	1:05.054	231.8	28.122	164.9	2:13.410		
47	Mark McALLISTER															C4 FF Corse	
1 -		215.1	1:09.027	238.9	30.225	162.6	2:28.838	7 -	40.936	229.8	1:06.622	238.9	28.859	164.3	2:16.417		
2 -	41.906	225.9	1:08.736	240.5	30.355	160.4	2:20.997	8 -	41.314	227.4	1:07.473	239.5	28.707	166.2	2:17.494		
3 -	42.592	224.5	1:10.072	235.8	31.998	156.3	2:24.662	9 -	41.474	228.3	1:06.716	238.9	28.658	168.3	2:16.848		
4 -	41.542	229.3	1:07.398	238.4	28.950	161.6	2:17.890	10 -	41.048	231.8	1:06.797	237.9	29.047	165.6	2:16.892		
5 -	40.882	230.3	1:06.496	238.4	28.815	164.9	2:16.193	11 -	41.426	229.8	1:06.103	238.4	29.225	164.3	2:16.754		
6 -	41.434	225.5	1:06.349	238.9	28.694	165.6	2:16.477	12 -	41.146	228.8	1:05.760	238.4	28.594	166.7	2:15.500		
54	Nigel JENKINS															C1 Driver	
1 -		198.2	1:12.101	216.0	30.794	147.2	2:36.118	7 -	43.401	206.1	1:10.421	208.5	31.043	151.9	2:24.865		
2 -	44.003	204.9	1:11.562	216.0	31.334	147.0	2:26.899	8 -	44.051	205.7	1:11.169	209.3	30.695	148.9	2:25.915		
3 -	44.446	204.9	1:11.437	211.8	31.342	146.6	2:27.225	9 -	45.910	205.3	1:11.620	208.9	31.173	150.8	2:28.703		
4 -	44.154	204.2	1:10.934	211.8	30.741	148.7	2:25.829	10 -	43.945	204.9	1:11.448	205.7	30.882	151.9	2:26.275		
5 -	44.041	204.5	1:10.900	210.1	31.484	143.0	2:26.425	11 -	44.256	206.5	1:11.287	208.5	30.873	151.9	2:26.416		
6 -	43.858	206.1	1:11.475	208.1	30.797	149.9	2:26.130										
60	Wayne MARRS															C3 Driver	
1 -		211.8	1:09.842	231.8	29.715	153.4	2:27.454	7 -	42.529	220.0	1:09.000	230.3	30.193	156.6	2:21.722		
2 -	42.820	219.5	1:08.027	230.3	30.105	147.6	2:20.952	8 -	42.504	217.7	1:08.709	229.8	30.028	157.7	2:21.241		
3 -	43.633	219.1	1:10.185	229.3	32.089	149.7	2:25.907	9 -	42.615	222.2	1:08.736	230.3	30.481	152.1	2:21.832		
4 -	44.571	207.7	1:08.988	230.3	31.034	154.7	2:24.593	10 -	43.126	222.7	1:07.842	227.4	30.363	150.8	2:21.331		

Car 77 & 42- 5 Second penalty - Track Limits

Weather / Track : Cloudy / Dry

Silverstone Arena GP
Circuit Length = 5.891 km
Start: 12:49 End: 13:17

Pirelli Ferrari Open

RACE 2 - SECTOR ANALYSIS

5 -	43.001	213.9	1:09.276	229.8	30.155	152.7	2:22.432	11 -	42.332	223.6	1:08.795	228.8	30.674	139.3	2:21.801				
6 -	42.727	221.8	1:08.284	232.3	30.244	154.1	2:21.255	12 -	43.663	221.3	1:08.574	231.3	30.105	151.4	2:22.342				
64	Arwyn WILLIAMS															C4		JMH	
65	Sean WINDER															C4		JMH	
1 -		187.2	1:10.119	233.3	29.575	163.6	2:33.376	7 -	44.659	225.0	1:07.720	232.3	30.526	153.2	2:22.905				
2 -	41.813	228.8	1:07.458	232.3	28.918	165.4	2:18.189	8 -	42.209	208.5	1:07.457	232.8	29.173	163.1	2:18.839				
3 -	41.137	210.5	1:10.595	233.8	31.983	151.9	2:23.715	9 -	41.352	230.3	1:06.927	231.8	30.039	164.6	2:18.318				
4 -	44.240	220.4	1:08.538	233.8	28.950	164.6	2:21.728	10 -	52.365	228.3	1:06.889	232.3	29.420	163.3	2:28.674				
5 -	40.656	226.4	1:06.197	234.8	30.509	155.6	2:17.362	11 -	41.240	225.9	1:06.623	233.3	29.347	167.5	2:17.210				
6 -	41.147	228.3	1:08.134	231.8	29.404	161.6	2:18.685	12 -	41.761	221.3	1:07.356	231.8	29.355	163.8	2:18.472				
66	Darren LAVERTY															C1		Fosker Engineering	
1 -		193.2	1:11.584	213.4	31.239	148.0	2:38.971	7 -	45.191	200.0	1:14.145	211.4	31.310	148.7	2:30.646				
2 -	44.564	205.3	1:12.007	213.9	30.528	151.0	2:27.099	8 -	46.085	201.9	1:12.685	211.8	31.358	150.6	2:30.128				
3 -	44.688	205.7	1:11.278	212.6	30.481	156.1	2:26.447	9 -	44.798	203.4	1:14.463	209.7	31.430	148.2	2:30.691				
4 -	44.578	203.4	1:11.631	213.0	30.535	149.5	2:26.744	10 -	45.079	201.9	1:14.196	210.5	31.203	148.9	2:30.478				
5 -	45.973	202.6	1:11.665	213.4	30.808	151.0	2:28.446	11 -	45.280	203.0	1:14.230	210.1	31.533	146.6	2:31.043				
6 -	44.694	203.8	1:12.421	207.3	31.889	150.1	2:29.004												
68	Jack DWANE															C4		Driver	
1 -		225.9	1:05.449	237.9	28.316	163.1	2:17.605	7 -	40.262	230.3	1:06.234	232.8	28.207	165.4	2:14.703				
2 -	39.994	230.8	1:05.261	235.8	28.630	161.3	2:13.885	8 -	40.441	230.3	1:04.889	236.8	27.891	166.2	2:13.221				
3 -	40.445	229.3	1:04.055	235.3	28.062	162.6	2:12.562	9 -	39.985	227.8	1:05.584	237.4	28.049	164.1	2:13.618				
4 -	40.089	230.8	1:04.426	240.0	28.394	166.9	2:12.909	10 -	40.025	230.8	1:04.948	236.8	28.842	151.2	2:13.815				
5 -	40.525	226.4	1:04.672	235.8	28.054	162.3	2:13.251	11 -	40.287	232.3	1:04.760	234.3	27.957	164.9	2:13.004				
6 -	40.005	231.3	1:04.439	236.3	27.926	164.6	2:12.370	12 -	40.168	230.8	1:05.027	235.8	28.093	163.6	2:13.288				
77	Mick DWANE															C4		FF Corse	
1 -		229.3	1:05.257	245.5	28.566	166.9	2:18.155	6 -	40.893	236.3	1:06.793	244.3	28.416	161.8	2:16.102				
2 -	39.637	237.9	1:04.641	244.9	28.666	164.9	2:12.944	7 -	40.062	237.9	1:05.331	243.2	29.080	147.4	2:14.473				
3 -	39.569	238.4	1:04.736	245.5	28.286	167.2	2:12.591	8 -	40.891	235.3	1:07.287	240.5	29.629	161.1	2:17.807				
4 -	39.844	235.3	1:12.674	241.1	28.356	168.3	2:20.874	9 -	41.472	229.3	1:08.288	220.9	In		2:23.897 P				
5 -	40.672	233.8	1:05.302	242.7	29.082	161.6	2:15.056												

Car 77 & 42- 5 Second penalty - Track Limits

Weather / Track : Cloudy / Dry

Silverstone Arena GP
Circuit Length = 5.891 km
Start: 12:49 End: 13:17

Pirelli Ferrari Open

RACE 2 - SPEED TRAPS

SECTOR 1				SECTOR 2			FINISH LINE		
POS	NO	NAME	KPH	NO	NAME	KPH	NO	NAME	KPH
1	10	Jacopo SEBASTIANI	254.7	10	Jacopo SEBASTIANI	260.2	10	Jacopo SEBASTIANI	172.1
2	7	Shaun BALFE	241.6	28	Paul BAILEY	248.8	28	Paul BAILEY	172.1
3	28	Paul BAILEY	241.6	7	Shaun BALFE	248.3	18	Gary EASTWOOD	171.3
4	77	Mick DWANE	238.4	77	Mick DWANE	245.5	7	Shaun BALFE	170.7
5	18	Gary EASTWOOD	236.3	18	Gary EASTWOOD	242.7	47	Mark McALLISTER	168.3
6	25	Peter JENNINGS	236.3	24	Shamus JENNINGS	241.1	77	Mick DWANE	168.3
7	24	Shamus JENNINGS	233.3	25	Peter JENNINGS	241.1	25	Peter JENNINGS	167.7
8	68	Jack DWANE	232.3	26	Ivor DUNBAR	240.5	65	Sean WINDER	167.5
9	47	Mark McALLISTER	231.8	47	Mark McALLISTER	240.5	42	Sam SMEETH	166.9
10	26	Ivor DUNBAR	231.3	68	Jack DWANE	240.0	68	Jack DWANE	166.9
11	65	Sean WINDER	230.3	42	Sam SMEETH	235.3	21	Jacques DUYVER	166.2
12	38	Toby TARRANT-WILLIS	229.8	65	Sean WINDER	234.8	26	Ivor DUNBAR	166.2
13	42	Sam SMEETH	229.8	17	Ian HARTLEY	234.3	23	Robin TARRANT-WILLIS	165.4
14	6	David TOMLIN	229.3	21	Jacques DUYVER	233.8	24	Shamus JENNINGS	163.8
15	21	Jacques DUYVER	228.3	6	David TOMLIN	233.3	38	Toby TARRANT-WILLIS	163.1
16	17	Ian HARTLEY	226.9	38	Toby TARRANT-WILLIS	233.3	6	David TOMLIN	161.8
17	60	Wayne MARRS	223.6	60	Wayne MARRS	232.3	17	Ian HARTLEY	160.4
18	23	Robin TARRANT-WILLIS	221.8	23	Robin TARRANT-WILLIS	231.8	27	Robert MACFARLANE	158.4
19	9	James SHIRLEY	218.2	9	James SHIRLEY	227.4	60	Wayne MARRS	157.7
20	22	Paul BROOKS	212.6	22	Paul BROOKS	222.7	40	Nick KAYE	156.3
21	27	Robert MACFARLANE	211.8	19	David HATHAWAY	220.9	66	Darren LAVERTY	156.1
22	19	David HATHAWAY	210.1	40	Nick KAYE	219.5	9	James SHIRLEY	154.1
23	12	Tim INGRAM HILL	209.3	12	Tim INGRAM HILL	217.7	12	Tim INGRAM HILL	154.1
24	40	Nick KAYE	206.9	27	Robert MACFARLANE	217.7	22	Paul BROOKS	153.6
25	54	Nigel JENKINS	206.5	54	Nigel JENKINS	216.0	54	Nigel JENKINS	151.9
26	66	Darren LAVERTY	205.7	66	Darren LAVERTY	213.9	19	David HATHAWAY	151.2
27	8	Vance KEARNEY	202.6	8	Vance KEARNEY	211.4	8	Vance KEARNEY	150.1
28	4	Tom MOGRIDGE	197.4	4	Tom MOGRIDGE	208.9	4	Tom MOGRIDGE	148.0
29	5	Ray FERGUSON	193.2	5	Ray FERGUSON	204.9	5	Ray FERGUSON	144.6

Car 77 & 42- 5 Second penalty - Track Limits

Weather / Track : Cloudy / Dry

Silverstone Arena GP
Circuit Length = 5.891 km
Start: 12:49 End: 13:17

Pirelli Ferrari Open

RACE 2 - BEST SECTOR TIMES

SECTOR 1			SECTOR 2			SECTOR 3			IDEAL / BEST COMPARISON							
POS	NO	NAME	TIME	NO	NAME	TIME	NO	NAME	TIME	POS	NO	NAME	IDEAL	BEST	DIFF	
1	28	BAILEY	38.890	10	SEBASTIANI	1:02.181	7	BALFE	27.448	1	10	SEBASTIANI	2:09.027	2:09.252	0.225	
2	18	EASTWOOD	38.923	7	BALFE	1:02.892	18	EASTWOOD	27.513	2	7	BALFE	2:09.377	2:09.494	0.117	
3	10	SEBASTIANI	38.961	28	BAILEY	1:02.990	28	BAILEY	27.819	3	18	EASTWOOD	2:09.571	2:09.919	0.348	
4	7	BALFE	39.037	18	EASTWOOD	1:03.135	25	JENNINGS	27.865	4	28	BAILEY	2:09.699	2:10.209	0.510	
5	77	DWANE	39.569	68	DWANE	1:04.055	10	SEBASTIANI	27.885	5	25	JENNINGS	2:11.740	2:11.866	0.126	
6	25	JENNINGS	39.714	25	JENNINGS	1:04.161	68	DWANE	27.891	6	68	DWANE	2:11.931	2:12.370	0.439	
7	42	SMEETH	39.923	77	DWANE	1:04.641	42	SMEETH	27.990	7	77	DWANE	2:12.496	2:12.591	0.095	
8	68	DWANE	39.985	42	SMEETH	1:04.712	26	DUNBAR	28.250	8	42	SMEETH	2:12.625	2:12.801	0.176	
9	24	JENNINGS	40.320	38	TARRANT-WILLIS	1:05.445	77	DWANE	28.286	9	26	DUNBAR	2:14.261	2:15.636	1.375	
10	38	TARRANT-WILLIS	40.363	26	DUNBAR	1:05.568	21	DUYVER	28.393	10	38	TARRANT-WILLIS	2:14.405	2:15.160	0.755	
11	26	DUNBAR	40.443	21	DUYVER	1:05.705	6	TOMLIN	28.543	11	24	JENNINGS	2:14.628	2:15.692	1.064	
12	65	WINDER	40.656	24	JENNINGS	1:05.709	47	McALLISTER	28.594	12	21	DUYVER	2:14.929	2:15.029	0.100	
13	6	TOMLIN	40.683	47	McALLISTER	1:05.760	38	TARRANT-WILLIS	28.597	13	47	McALLISTER	2:15.236	2:15.500	0.264	
14	21	DUYVER	40.831	65	WINDER	1:06.197	24	JENNINGS	28.599	14	6	TOMLIN	2:15.473	2:15.771	0.298	
15	47	McALLISTER	40.882	6	TOMLIN	1:06.247	65	WINDER	28.918	15	65	WINDER	2:15.771	2:17.210	1.439	
16	17	HARTLEY	41.023	17	HARTLEY	1:07.233	23	TARRANT-WILLIS	29.279	16	17	HARTLEY	2:17.699	2:18.724	1.025	
17	23	TARRANT-WILLIS	42.254	23	TARRANT-WILLIS	1:07.797	17	HARTLEY	29.443	17	23	TARRANT-WILLIS	2:19.330	2:19.422	0.092	
18	60	MARRS	42.332	60	MARRS	1:07.842	60	MARRS	29.715	18	60	MARRS	2:19.889	2:20.952	1.063	
19	9	SHIRLEY	42.525	9	SHIRLEY	1:08.334	40	KAYE	29.752	19	9	SHIRLEY	2:20.717	2:20.717	0.000	
20	27	MACFARLANE	42.958	40	KAYE	1:09.931	9	SHIRLEY	29.858	20	40	KAYE	2:22.773	2:23.264	0.491	
21	40	KAYE	43.090	22	BROOKS	1:09.974	27	MACFARLANE	30.103	21	27	MACFARLANE	2:23.237	2:23.734	0.497	
22	54	JENKINS	43.401	27	MACFARLANE	1:10.176	8	KEARNEY	30.177	22	22	BROOKS	2:24.434	2:24.778	0.344	
23	19	HATHAWAY	43.664	54	JENKINS	1:10.421	66	LAVERTY	30.481	23	54	JENKINS	2:24.517	2:24.865	0.348	
24	22	BROOKS	43.865	19	HATHAWAY	1:10.625	22	BROOKS	30.595	24	19	HATHAWAY	2:25.222	2:26.095	0.873	
25	12	INGRAM HILL	43.893	12	INGRAM HILL	1:10.656	54	JENKINS	30.695	25	12	INGRAM HILL	2:25.336	2:25.699	0.363	
26	8	KEARNEY	44.035	66	LAVERTY	1:11.278	12	INGRAM HILL	30.787	26	8	KEARNEY	2:25.581	2:25.770	0.189	
27	66	LAVERTY	44.564	8	KEARNEY	1:11.369	19	HATHAWAY	30.933	27	66	LAVERTY	2:26.323	2:26.447	0.124	
28	4	MOGRIDGE	46.241	4	MOGRIDGE	1:14.176	4	MOGRIDGE	31.537	28	4	MOGRIDGE	2:31.954	2:32.155	0.201	
29	5	FERGUSON	47.017	5	FERGUSON	1:14.931	5	FERGUSON	32.712	29	5	FERGUSON	2:34.660	2:35.646	0.986	
													Perfect Lap	2:08.519		

Car 77 & 42- 5 Second penalty - Track Limits

Weather / Track : Cloudy / Dry

Silverstone Arena GP
Circuit Length = 5.891 km
Start: 12:49 End: 13:17

Pirelli Ferrari Open
RACE 2 - LAP CHART

Lap 1			Lap 2			Lap 3			Lap 4			Lap 5		
No	Behind	Laptime	No	Behind	Laptime	No	Behind	Laptime	No	Behind	Laptime	No	Behind	Laptime
7		2:11.422	7		2:09.832	7		2:09.494	7		2:09.981	7		2:11.799
10	1.671	2:13.093	10	1.112	2:09.273	10	0.870	2:09.252	18	6.226	2:10.453	18	5.070	2:10.643
18	2.897	2:14.319	18	4.109	2:11.044	18	5.754	2:11.139	28	8.440	2:11.664	28	7.175	2:10.534
28	3.661	2:15.083	28	4.496	2:10.667	28	6.757	2:11.755	42	15.918	2:13.580	68	17.684	2:13.251
42	5.856	2:17.278	42	9.012	2:12.988	42	12.319	2:12.801	68	16.232	2:12.909	42	19.110	2:14.991
68	6.183	2:17.605	77	9.845	2:12.944	77	12.942	2:12.591	25	16.619	2:12.800	25	19.364	2:14.544
77	6.733	2:18.155	68	10.236	2:13.885	68	13.304	2:12.562	77	23.835	2:20.874	77	27.092	2:15.056
25	7.506	2:18.928	25	10.837	2:13.163	25	13.800	2:12.457	26	29.663	2:17.034	26	34.307	2:16.443
26	8.866	2:20.288	26	14.670	2:15.636	26	22.610	2:17.434	21	30.350	2:17.044	21	34.655	2:16.104
21	10.806	2:22.228	21	16.948	2:15.974	21	23.287	2:15.833	6	32.239	2:16.366	6	37.578	2:17.138
6	12.948	2:24.370	6	19.100	2:15.984	6	25.854	2:16.248	24	34.027	2:17.837	24	38.272	2:16.044
24	13.298	2:24.720	24	19.750	2:16.284	24	26.171	2:15.915	38	34.800	2:18.011	38	38.632	2:15.631
38	14.453	2:25.875	38	20.165	2:15.544	38	26.770	2:16.099	47	51.658	2:17.890	47	56.052	2:16.193
60	16.032	2:27.454	60	27.152	2:20.952	60	43.565	2:25.907	17	54.553	2:20.345	17	1:01.484	2:18.730
17	16.909	2:28.331	17	27.729	2:20.652	47	43.749	2:24.662	65	56.279	2:21.728	65	1:01.842	2:17.362
47	17.416	2:28.838	47	28.581	2:20.997	17	44.189	2:25.954	60	58.177	2:24.593	60	1:08.810	2:22.432
40	19.428	2:30.850	65	30.311	2:18.189	65	44.532	2:23.715	40	1:01.046	2:23.394	40	1:13.275	2:24.028
27	20.565	2:31.987	40	33.863	2:24.267	40	47.633	2:23.264	27	1:05.007	2:25.522	27	1:18.660	2:25.452
65	21.954	2:33.376	27	35.226	2:24.493	27	49.466	2:23.734	9	1:10.704	2:22.885	9	1:19.622	2:20.717
19	23.775	2:35.197	19	40.548	2:26.605	9	57.800	2:25.877	54	1:15.342	2:25.829	54	1:29.968	2:26.425
54	24.696	2:36.118	9	41.417	2:24.086	19	59.151	2:28.097	19	1:15.970	2:26.800	19	1:30.266	2:26.095
9	27.163	2:38.585	54	41.763	2:26.899	54	59.494	2:27.225	66	1:18.532	2:26.744	22	1:32.606	2:25.225
66	27.549	2:38.971	66	44.816	2:27.099	66	1:01.769	2:26.447	22	1:19.180	2:24.924	66	1:35.179	2:28.446
8	28.288	2:39.710	8	45.427	2:26.971	8	1:02.297	2:26.364	12	1:23.028	2:29.332	23	1:39.787	2:28.202
12	30.283	2:41.705	12	46.915	2:26.464	12	1:03.677	2:26.256	23	1:23.384	2:25.172	12	1:50.408	2:39.179
23	32.893	2:44.315	22	48.551	2:24.843	22	1:04.237	2:25.180	8	1:23.912	2:31.596	8	1:50.646	2:38.533
22	33.540	2:44.962	23	51.886	2:28.825	23	1:08.193	2:25.801	4	1:52.309	2:35.948			
4	34.810	2:46.232	4	1:00.260	2:35.282	4	1:26.342	2:35.576	5	1:55.709	2:35.786			
5	35.550	2:46.972	5	1:03.752	2:38.034	5	1:29.904	2:35.646						

Car 77 & 42- 5 Second penalty - Track Limits

Weather / Track : Cloudy / Dry

Silverstone Arena GP
 Circuit Length = 5.891 km
 Start: 12:49 End: 13:17

Pirelli Ferrari Open

RACE 2 - LAP CHART

Lap 6			Lap 7			Lap 8			Lap 9			Lap 10		
No	Behind	Laptime	No	Behind	Laptime	No	Behind	Laptime	No	Behind	Laptime	No	Behind	Laptime
7		2:12.935	7		2:10.295	18		2:11.189	18		2:11.965	18		2:12.027
4	1 LAP	2:34.519	9	1 LAP	3:03.650 P	7	0.839	2:14.391	7	0.921	2:12.047	7	0.639	2:11.745
18	2.739	2:10.604	18	2.363	2:09.919	28	4.170	2:11.799	28	3.767	2:11.562	28	2.561	2:10.821
28	4.449	2:10.209	28	5.923	2:11.769	12	1 LAP	2:28.388	19	1 LAP	2:29.041	23	1 LAP	2:23.023
5	1 LAP	2:37.322	68	21.527	2:14.703	8	1 LAP	2:28.503	66	1 LAP	2:30.128	54	1 LAP	2:28.703
68	17.119	2:12.370	42	24.847	2:13.269	68	21.196	2:13.221	68	22.849	2:13.618	9	3 LAPS	7:02.044
42	21.873	2:15.698	4	1 LAP	2:34.480	42	24.538	2:13.243	12	1 LAP	2:26.604	68	24.637	2:13.815
25	28.266	2:21.837	25	29.837	2:11.866	25	28.981	2:12.696	42	26.368	2:13.795	19	1 LAP	2:27.921
77	30.259	2:16.102	5	1 LAP	2:36.315	77	38.692	2:17.807	8	1 LAP	2:28.527	42	29.682	2:15.341
26	37.344	2:15.972	77	34.437	2:14.473	4	1 LAP	2:32.155	25	30.125	2:13.109	25	33.754	2:15.656
21	37.874	2:16.154	21	42.608	2:15.029	21	45.996	2:16.940	77	50.624	2:23.897 P	66	1 LAP	2:30.691
6	40.414	2:15.771	26	43.937	2:16.888	26	46.971	2:16.586	21	52.677	2:18.646	12	1 LAP	2:27.691
24	41.292	2:15.955	6	46.034	2:15.915	6	49.228	2:16.746	26	53.063	2:18.057	8	1 LAP	2:27.717
38	42.146	2:16.449	24	47.262	2:16.265	38	50.897	2:16.914	6	55.675	2:18.412	21	57.590	2:16.940
47	59.594	2:16.477	38	47.535	2:15.684	24	51.442	2:17.732	24	56.224	2:16.747	26	57.883	2:16.847
17	1:07.273	2:18.724	47	1:05.716	2:16.417	5	1 LAP	2:38.135	4	1 LAP	2:35.474	6	59.615	2:15.967
65	1:07.592	2:18.685	17	1:18.711	2:21.733	47	1:09.658	2:17.494	47	1:14.541	2:16.848	24	59.889	2:15.692
60	1:17.130	2:21.255	65	1:20.202	2:22.905	17	1:24.177	2:19.018	38	1:18.633	2:39.701	47	1:19.406	2:16.892
40	1:24.842	2:24.502	60	1:28.557	2:21.722	65	1:25.489	2:18.839	17	1:31.440	2:19.228	38	1:22.167	2:15.561
27	1:31.059	2:25.334	40	1:39.016	2:24.469	60	1:36.246	2:21.241	65	1:31.842	2:18.318	4	1 LAP	2:33.412
54	1:43.163	2:26.130	27	1:45.936	2:25.172	40	1:51.053	2:25.589	60	1:46.113	2:21.832	17	1:39.583	2:20.170
19	1:44.116	2:26.785	54	1:57.733	2:24.865	27	1:57.332	2:24.948	40	2:05.144	2:26.056	65	1:48.489	2:28.674
22	1:44.449	2:24.778	23	2:03.378	2:23.798	54	2:10.096	2:25.915	27	2:09.551	2:24.184	60	1:55.417	2:21.331
23	1:49.875	2:23.023	19	2:06.065	2:32.244	23	2:10.633	2:20.807						
66	1:51.248	2:29.004	66	2:11.599	2:30.646									
12	2:07.060	2:29.587												
8	2:07.369	2:29.658												

Car 77 & 42- 5 Second penalty - Track Limits

Weather / Track : Cloudy / Dry

Silverstone Arena GP
Circuit Length = 5.891 km
Start: 12:49 End: 13:17

Pirelli Ferrari Open
RACE 2 - LAP CHART

Lap 11			Lap 12		
No	Behind	Laptime	No	Behind	Laptime
18		2:10.808	18		2:10.986
7	0.487	2:10.656	7	1.377	2:11.876
28	3.961	2:12.208	28	4.452	2:11.477
40	1 LAP	2:25.554	40	1 LAP	2:25.796
27	1 LAP	2:25.431	27	1 LAP	2:24.750
23	1 LAP	2:19.979	23	1 LAP	2:19.422
68	26.833	2:13.004	68	29.135	2:13.288
54	1 LAP	2:26.275	42	34.707	2:13.410
42	32.283	2:13.409	25	43.558	2:16.257
25	38.287	2:15.341	54	1 LAP	2:26.416
19	1 LAP	2:26.954	19	1 LAP	2:27.106
9	3 LAPS	2:35.875	9	3 LAPS	2:28.002
66	1 LAP	2:30.478	21	1:10.111	2:17.670
12	1 LAP	2:25.699	6	1:11.179	2:16.652
8	1 LAP	2:25.770	12	1 LAP	2:26.360
21	1:03.427	2:16.645	24	1:12.472	2:17.725
26	1:04.100	2:17.025	26	1:13.067	2:19.953
6	1:05.513	2:16.706	66	1 LAP	2:31.043
24	1:05.733	2:16.652	8	1 LAP	2:26.877
47	1:25.352	2:16.754	47	1:29.866	2:15.500
38	1:26.519	2:15.160	38	1:31.446	2:15.913
17	1:50.046	2:21.271	17	2:00.687	2:21.627
4	1 LAP	2:32.829	65	2:02.377	2:18.472
65	1:54.891	2:17.210	4	1 LAP	2:33.529
60	2:06.410	2:21.801	60	2:17.766	2:22.342

Car 77 & 42- 5 Second penalty - Track Limits

Weather / Track : Cloudy / Dry

Silverstone Arena GP
 Circuit Length = 5.891 km
 Start: 12:49 End: 13:17

Pirelli Ferrari Open

RACE 2 - POSITION CHART

No	Name	Pos	Laps												
			1	2	3	4	5	6	7	8	9	10	11	12	
7	Shaun BALFE	1	7	7	7	7	7	7	7	7	18	18	18	18	18
10	Jacopo SEBASTIANI	2	10	10	10	18	18	18	18	7	7	7	7	7	7
18	Gary EASTWOOD	3	18	18	18	28	28	28	28	28	28	28	28	28	28
28	Paul BAILEY	4	28	28	28	42	68	68	68	68	68	68	68	68	68
42	Sam SMEETH	5	42	42	42	68	42	42	42	42	42	42	42	42	42
68	Jack DWANE	6	68	77	77	25	25	25	25	25	25	25	25	25	25
77	Mick DWANE	7	77	68	68	77	77	77	77	77	77	77	21	21	21
25	Peter JENNINGS	8	25	25	25	26	26	26	21	21	21	26	26	6	6
26	Ivor DUNBAR	9	26	26	26	21	21	21	26	26	26	6	6	24	24
21	Jacques DUYVER	10	21	21	21	6	6	6	6	6	6	24	24	26	26
6	David TOMLIN	11	6	6	6	24	24	24	24	38	24	47	47	47	47
24	Shamus JENNINGS	12	24	24	24	38	38	38	38	24	47	38	38	38	38
38	Toby TARRANT-WILLIS	13	38	38	38	47	47	47	47	47	38	17	17	17	17
60	Wayne MARRS	14	60	60	60	17	17	17	17	17	17	65	65	65	65
17	Ian HARTLEY	15	17	17	47	65	65	65	65	65	65	60	60	60	60
47	Mark McALLISTER	16	47	47	17	60	60	60	60	60	60	40	40	40	40
40	Nick KAYE	17	40	65	65	40	40	40	40	40	40	27	27	27	27
27	Robert MACFARLANE	18	27	40	40	27	27	27	27	27	27	23	23	23	23
65	Sean WINDER	19	65	27	27	9	9	54	54	54	23	54	54	54	54
19	David HATHAWAY	20	19	19	9	54	54	19	23	23	54	19	19	19	19
54	Nigel JENKINS	21	54	9	19	19	19	22	19	19	19	66	12	12	12
9	James SHIRLEY	22	9	54	54	66	22	23	66	66	66	12	66	66	66
66	Darren LAVERTY	23	66	66	66	22	66	66	12	12	12	8	8	8	8
8	Vance KEARNEY	24	8	8	8	12	23	12	8	8	8	4	4	4	4
12	Tim INGRAM HILL	25	12	12	12	23	12	8	4	4	4	4	4	4	4
23	Robin TARRANT-WILLIS	26	23	22	22	8	8	9	5	9	9	9	9	9	9
22	Paul BROOKS	27	22	23	23	4	4	4	4	9	9	9	9	9	9
4	Tom MOGRIDGE	28	4	4	4	5	5	5	5	5	5	5	5	5	5
5	Ray FERGUSON	29	5	5	5	5	5	5	5	5	5	5	5	5	5

Car 77 & 42- 5 Second penalty - Track Limits

Weather / Track : Cloudy / Dry

Silverstone Arena GP
Circuit Length = 5.891 km
Start: 12:49 End: 13:17